

THUNDERBIRD PRODUCTS

**FUEL
WIRING
PLUMBING**

FIRST EDITION 2024

#315623-B

Because of the Formula commitment to product quality and innovation, we reserve the right, at any time, to discontinue or change specifications, design, or features without incurring obligation. Thunderbird Products is not responsible for any technical issues that may arise due to the use of obsolete drawings.

AC CIRCUITS/PANEL

AC PANEL.....	4
AIR CONDITIONING OVERVIEW.....	5
AIR CONDITIONING CABIN.....	6
AIR CONDITIONING COCKPIT.....	7
BATTERY CHARGER.....	8
CABIN GALLEY.....	9A
COCKPIT REFRIGERATOR.....	9B
COCKPIT GRILL.....	10
FISHBOX FREEZER PLATES.....	11
GENERATOR.....	12
OUTLETS.....	13
SHOREPOWER 1.....	14A
SHOREPOWER 2.....	14B
TV.....	15A
WATER HEATER.....	15B

DC SYSTEMS

12V OUTLETS AND PHONE CHARGERS.....	16
12V USB OUTLETS.....	17
ACC RELAY.....	18
ANTI-THEFT PREMIUM.....	19
BATTERY CHARGING AUX/THRUSTER.....	20
BATTERY CHARGING GEN AND GYRO.....	21
BATTERY CHARGING START.....	22
BATTERY SWITCH AUX/GEN/PAR.....	23
BATTERY SWITCH START.....	24
BILGE BLOWER.....	25
BONDING.....	26
BOW THRUSTER ELECTRICAL.....	27

BOW THRUSTER MERCURY INTERFACE.....	28
BOW THRUSTER NETWORK.....	29
CARBON MONOXIDE DETECTOR.....	30A
FUME DETECTOR.....	30B
DC DISTRIBUTION.....	31
FIRE EXTINGUISHER.....	32
FIRE SHUTDOWN.....	33
FREEZER BOX CONTROLLERS CAREL.....	34A
FREEZE BOX CONRTOLLERS LOVE.....	34B
FISHBOX MACERATORS.....	35
FUME DETECTOR.....	30B
FUSE BLOCK.....	36
GENERATOR CONTROL PANEL.....	37
GYROSCOPIC STABILIZER GARMIN.....	38
GYROSCOPIC STABILIZER RAYMARINE.....	39
HIGH WATER ALARM.....	40A
HORN.....	40B
OUTBOARD ENGINE FLUSH.....	41
POWER ANTENNA MAST.....	42
POWER COOLER DRAWER.....	43
POWER HELM SEAT CENTER.....	44A
POWER HELM SEAT PORT.....	44B
POWER HELM SEAT STARBOARD.....	45A
POWER REELS.....	45B
POWER TABLE.....	46
POWER WINDOW.....	47
SPOTLIGHT.....	48
STEREO AMPS.....	49

DC SYSTEMS CONT.

STEREO LAYOUT CABIN.....50
 STEREO LAYOUT DECK.....51
 STEREO LAYOUT HARDTOP.....52
 STEREO POWER.....53
 STEREO REMOTES.....54A
 STEREO SIRIUS RADIO.....54B
 SUMP BOX SHOWER.....55A
 SUMP BOX STORAGE.....55B
 TRIM TABS.....56
 VHF RADIO.....57
 WASTE SYSTEM FLOATS AND MAC.....58
 WASTE SYSTEM OVERVIEW.....59
 WASTE SYSTEM TANK WATCH.....60
 WASTE SYSTEM TOILET.....61
 WATER FILL AND PUMP.....62

DIGITAL SWITCHING

CCM1.....63
 CCM 2.....64
 CCM 3.....65
 CCM RESET.....66
 BILGE PUMP CABIN.....67
 BILGE PUMP EQUIPMENT ROOM.....68
 CABIN LIGHTS.....69
 COURTESY LIGHT RED.....70
 COURTESY LIGHTS WHITE.....71
 DASH AIR BOOST.....72A
 DOCKING LIGHTS.....72B
 EQUIPMENT ROOM LIGHTS.....73A

HEAD BLOWER.....73
 HEAD UNIT LIGHTS.....74A
 LIGHT BAR74B
 LIVEWELL LIGHTS WHITE AND RED.....75
 LIVEWELL PUMPS PORT.....76
 LIVEWELL PUMPS STARBOARD.....77
 NAVIGATION AND ANCHOR LIGHTS.....78
 PANEL LIGHTS.....79A
 RAW WATER WASH DOWN.....79B
 REMOTE LIGHTS.....80
 RGB LIGHT SWITCHES.....81
 RGB UNDERWATER LIGHTS82
 SPREADER LIGHTS.....83
 SUN SHADE.....84
 WATER FLOW SENSORS.....85
 WINDLASS.....86
 WINDSHIELD WASH.....87A
 WINDSHIELD WIPER.....87B

NAVIGATION ELECTRONICS

RAYMARINE CHART PLOTTER 1.....88
 RAYMARINE CHART PLOTTER 2.....89
 RAYMARINE CHART PLOTTER 3.....90
 GARMIN CHART PLOTTER 1.....91
 GARMIN CHART PLOTTER 2.....92
 GARMIN CHART PLOTTER 3.....93
 RAYMARINE HIGH SPEED SWITCHES.....94
 GARMIN HIGH SPEED SWITCHES.....95
 RAYMARINE NETWORK SPORT.....96
 RAYMARINE NETWORK FISH.....97

NAVIGATION ELECTRONICS

GARMIN NETWORK SPORT.....	98
GARMIN NETWORK FISH.....	99
RADARS.....	100
SIRIUS WEATHER.....	101
RAYMARINE TRANSDUCERS.....	102A
GARMIN TRANSDUCERS.....	102B
THERMAL CAMERA.....	103

SYSTEM OVERVIEWS

COAX INPUTS.....	104
FISHBOX FREEZER PLATES AND LINESETS.....	105
RGB CONTROLLER.....	106

PANELS

AFT BREAKER.....	107
DASH SWITCHES CENTER.....	108
DASH SWITCHES PORT.....	109
DASH SWITCHES STARBOARD.....	110
LEANING POST SWITCHES.....	111
LEANING POST BREAKER.....	112
LIVWELL SWITCHES.....	113

PLUMBING

BILGE PUMPS.....	114
GENERATOR WET EXHAUST.....	115
LIVWELL PLUMBING.....	116
RAW WATER PLUMBING.....	117
SHOWER SUMP.....	118
STORAGE SUMP.....	119
WASTE SYSTEM.....	120

WATER SYSTEM.....	121
-------------------	-----

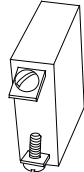
FUEL

DIESEL SYSTEM.....	122
GAS SYSTEM.....	123

LAYOUT OVERVIEWS

CABIN LAYOUT.....	124
DECK LAYOUT.....	125
EQUIPMENT ROOM LAYOUT.....	126
EXTERNAL DASH/UPPER CONSOLE LAYOUT.....	127
HARDTOP LAYOUT.....	128
INTERNAL DASH LAYOUT.....	129
LEANING POST LAYOUT.....	130

CCM 1
(12V LEANING POST PANEL)



RD

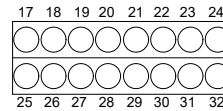
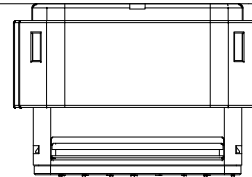
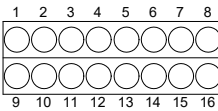
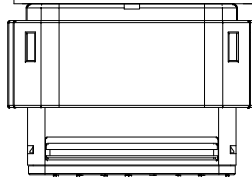
+

CONNECT-50
E70317

MASTER
CCM 1

-

BK
(GROUND)

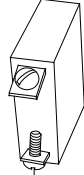


- TO WIPER MOTOR LOW CH. 1
- TO HEAD UNIT LTS CH. 9
- TO ANCHOR LIGHTS CH. 2
- TO COCKPIT LTS WHITE LOWER CH. 10
- TO WIPER MOTOR HIGH CH. 3
- TO WINDLASS UP RELAY CH. 11
- TO RGB LIGHTS COLOR SELECT COCKPIT(POS) CH. 4
- TO WINDLASS DOWN RELAY CH. 12
- TO RGB LIGHTS CONTROLLER ON/OFF/DIM COCKPT CH. 5
- TO NAVIGATION LIGHTS CH. 13
- FROM BILGE PUMP SWITCH CH. 6
- FROM CABIN FLOOR LIGHTS SWITCH CH. 14
- FROM SPREADER LIGHTS SWITCH REAR CH. 7
- FROM WINDLASS SWITCH "UP" CH. 15
- FROM SPREADER LIGHTS SWITCH FRONT CH. 8
- FROM WINDLASS SWITCH "DOWN" CH. 16

- CH. 24 FROM WIPER COMMON/FEEDBACK
- CH. 31 FROM MAIN CABIN LIGHTS SWITCH
- CH. 23 FROM WIPER SWITCH
- CH. 30 FROM LIGHT BAR SWITCH
- CH. 22 FROM WINDLASS ON/OFF SWITCH
- CH. 29 TO DASH AIR BOOST BLOWER SWITCH
- CH. 21 TO CABIN FLOOR LIGHTS
- CH. 28 TO WINDLASS ON/OFF SOLENOID
- CH. 20 TO WINDSHIELD WASH PUMP
- CH. 27 LIGHT SWITCH FEED(ON WHEN CCM HAS POWER)
- CH. 19 TO EQUIPMENT ROOM BILGE PUMP RELAY #2
- CH. 18 TO EQUIPMENT ROOM BILGE PUMP RELAY #1
- CH. 25 TO LIGHT BAR RELAY
- CH. 17 TO MAIN CABIN LIGHTS

TITLE: CCM 1		THUNDERBIRD PRODUCTS
		P.O. BOX 1003
MOD.: 387CC	DR BY: CJS	DECATUR IN., 46733
NO: 63	DATE: 7/25/23	(260) 724-9111

CCM 2
(12V LEANING POST PANEL)



RD

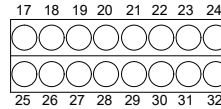
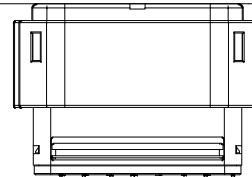
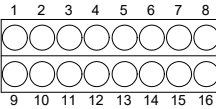
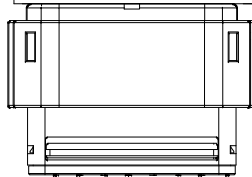


CONNECT-50
E70317

CCM 2



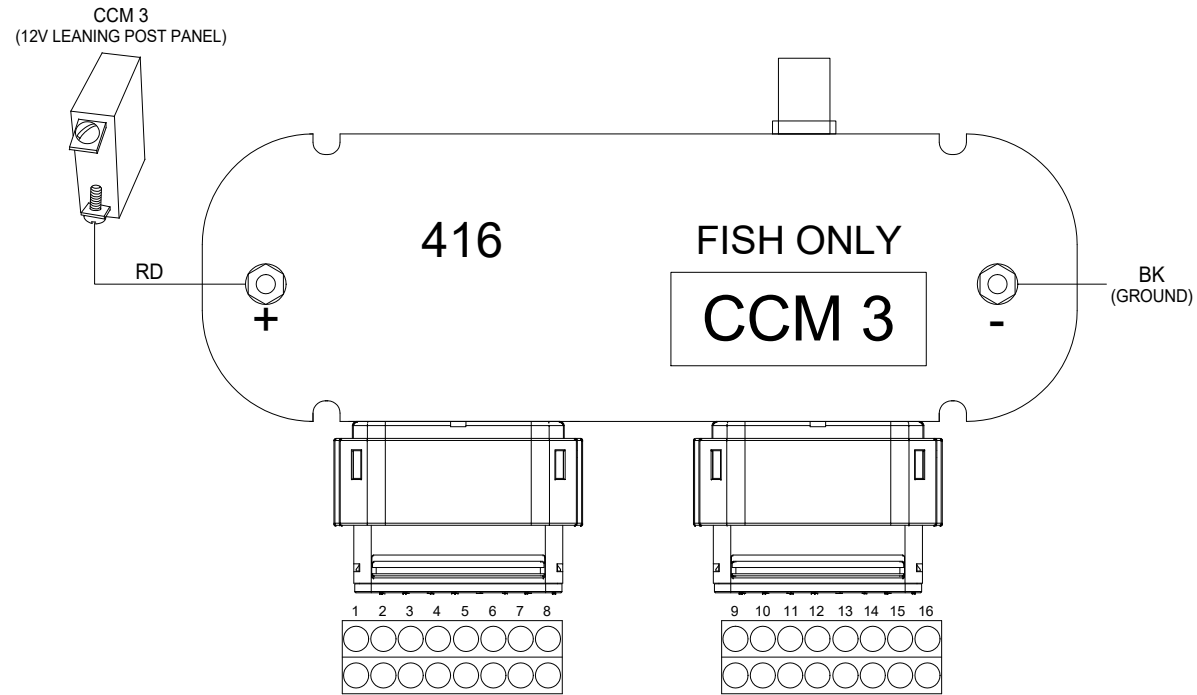
BK
(GROUND)



- TO CABIN BILGE PUMP RELAY CH. 1
- TO COUPE TOP WHITE LIGHTS CH. 9
- TO COURTESY LIGHTS RED HARDTOP CH. 10
- TO SURE SHADE RETRACT CH. 3
- TO SPREADER LIGHTS FRONT CH. 11
- TO SURE SHADE DEPLOY CH. 4
- TO SPREADER LIGHTS REAR CH. 12
- TO UNDERWATER LTS - COLOR SELECT CH. 5
- TO UNDERWATER LTS - ON/OFF CH. 13
- FROM WINDSHIELD WASH SWITCH CH. 6
- FROM SURESHADE DEPLOY SWITCH CH. 14
- FROM SURESHADE RETRACT SWITCH CH. 7
- FROM EQUIPMENT ROOM LIGHTS SWITCH CH. 15
- FROM CKPIT LIGHTS WHITE UPPER & LOWER SWITCH CH. 8
- FROM CKPIT COURTESY LIGHTS RED SWITCH CH. 16

- CH. 24 FROM DOCKING LIGHTS SWITCH
- CH. 23 FROM HEAD UNIT LIGHTS SWITCH
- CH. 30 FROM NAV/ANCHOR LIGHT SWITCH
- CH. 22 FROM RAW WATER PUMP SWITCH
- CH. 29 TO HEAD BLOWER SWITCH
- CH. 21 TO SIDE SPREADER LIGHTS FRONT WHITE
- CH. 20 COCKPIT COURTESY LIGHTS LOWER RED
- CH. 27 TO RAW WATER PUMP
- CH. 19 TO EQUIPMENT ROOM LIGHTS
- CH. 26 TO RAW WATER PUMP
- CH. 25 TO DOCKING LIGHTS (CCM TO LIGHTS)

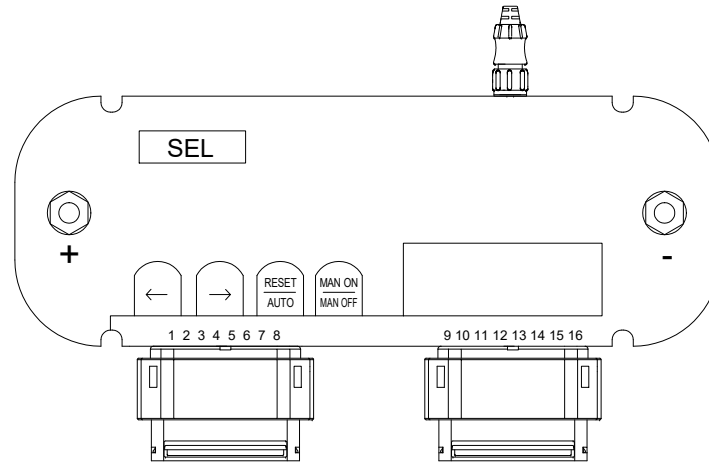
TITLE:		THUNDERBIRD PRODUCTS	
CCM 2		P.O. BOX 1003	
MOD.: 387CC	DR BY: CJS	DECATUR IN., 46733	
NO: 64	DATE: 7/25/23	(260) 724-9111	



FLOW METER/LED INPUT	CH. 1
FROM LIVE WELL PUMP #1 SW	CH. 2
TO WATER FLOW SENSOR 12VDC	CH. 3
FROM LIVE WELL PUMP #2 SW	CH. 4
TO WATER FLOW SENSOR 12VDC #2	CH. 5
FLOW METER/LED INPUT #2	CH. 6
FROM LIVE WELL LIGHT SW	CH. 7
TO LIVE WELL PUMP #3	CH. 8

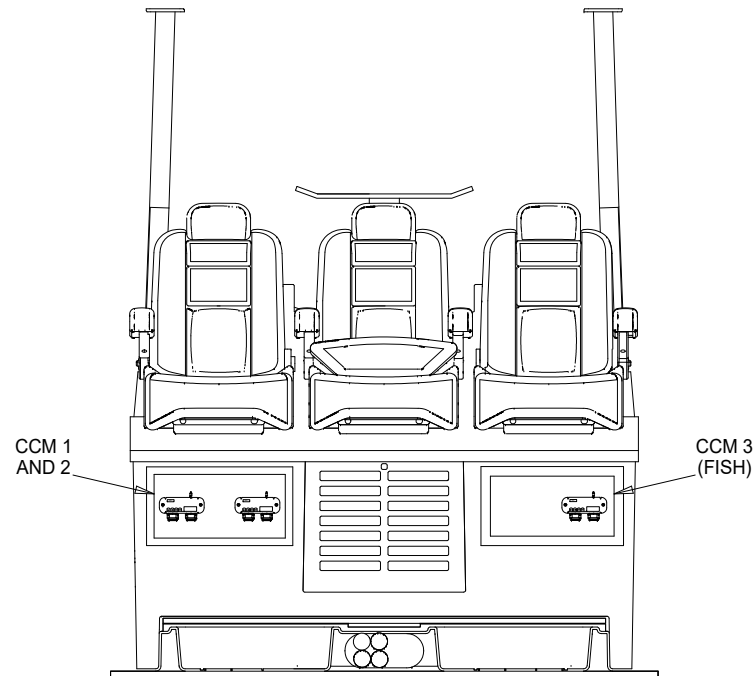
CH. 16	TO LIVEWELL PUMP #2
CH. 15	TO LIVEWELL PUMP #1
CH. 13	TO LIVE WELL LIGHT WHITE
CH. 12	TO LIVE WELL LIGHT RED
CH. 11	FROM LIVE WELL PUMP #4 SW
CH. 10	FROM LIVE WELL PUMP #3 SW
CH. 9	TO LIVE WELL PUMP #4

TITLE: CCM 3		THUNDERBIRD PRODUCTS
		P.O. BOX 1003
MOD.: 387CC	DR BY: CJS	DECATUR IN., 46733
NO: 65	DATE: 7/25/23	(260) 724-9111

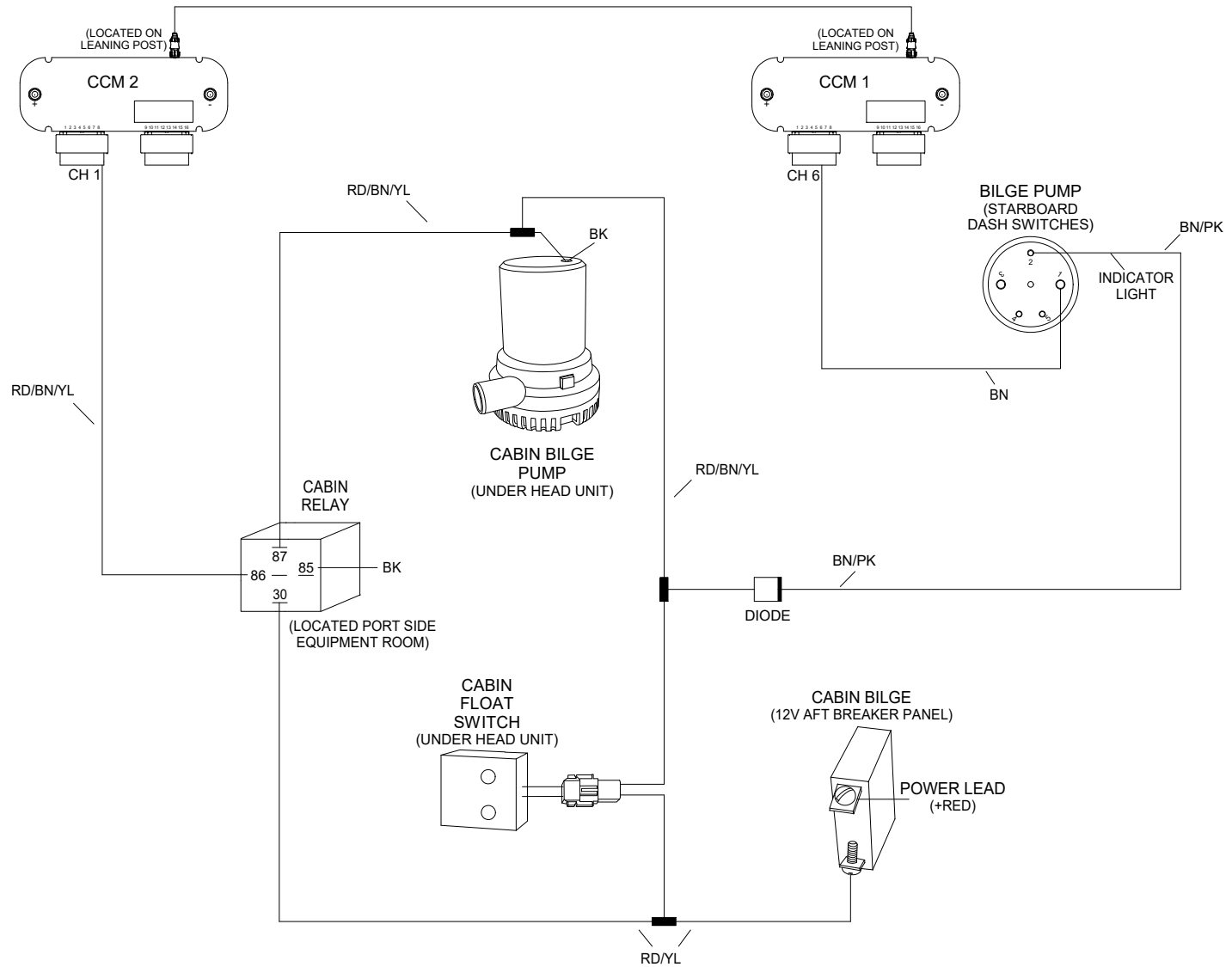


A CHANNEL WITH A TRIPPED BREAKER IS INDICATED BY A RED CONTINUOUS CHANNEL LIGHT.
TO RESET THE CHANNEL TO NORMAL OPERATION:

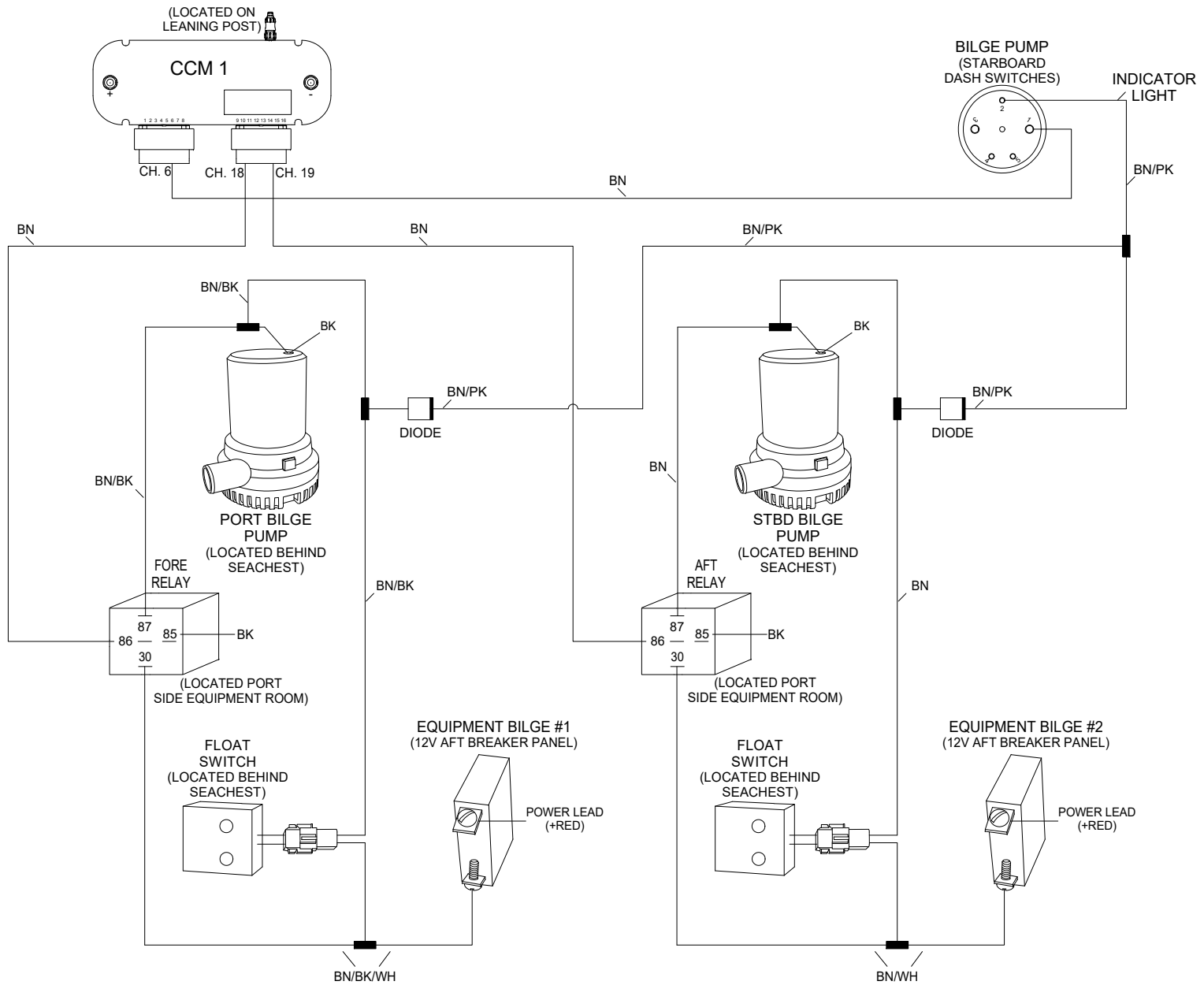
1. PRESS THE RIGHT ARROW BUTTON, "SEL" WILL BE SHOWN ON THE DISPLAY.
2. USE THE RIGHT ARROW BUTTON TO SELECT THE DESIRED CHANNEL.
3. PRESS AND HOLD RESET/AUTO FOR TWO SECONDS. THE BREAKER IS NOW RESET.
4. PRESS THE LEFT ARROW UNTIL THE MESSAGE "SEL" IN THE DISPLAY DISAPPEARS.



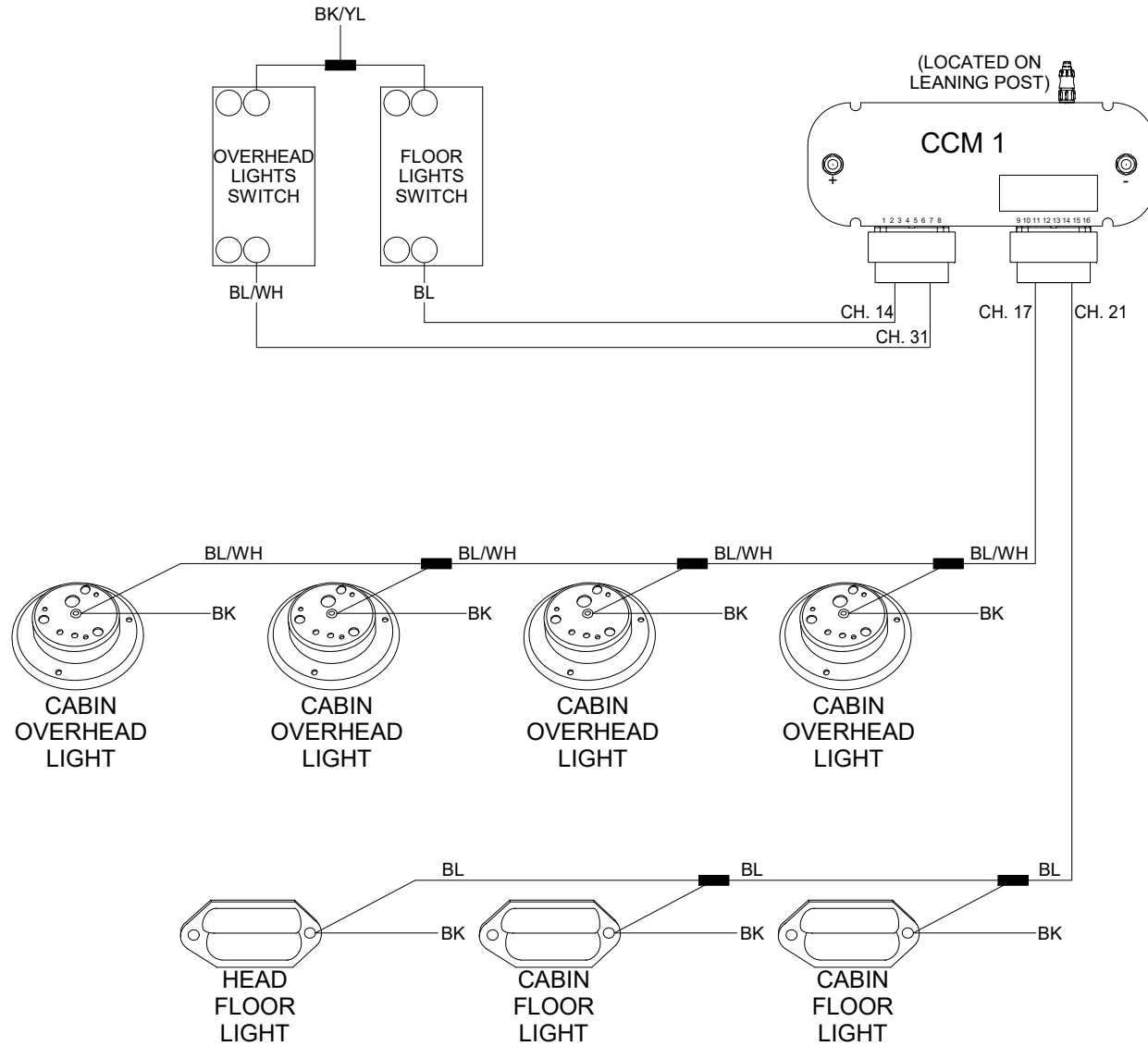
TITLE:	CCM RESET	THUNDERBIRD PRODUCTS
MOD.: 387CC	DR BY: CJS	P.O. BOX 1003
NO.: 66	DATE: 7/25/23	DECATUR IN., 46733
		(260) 724-9111



TITLE: BILGE PUMP CABIN		THUNDERBIRD PRODUCTS
		P.O. BOX 1003
MOD.: 387CC	DR BY: CJS	DECATUR IN., 46733
NO.: 67	DATE: 7/25/23	(260) 724-9111

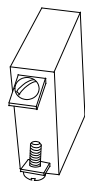


TITLE: BILGE PUMPS EQUIPMENT ROOM		THUNDERBIRD PRODUCTS
MOD.: 387CC		P.O. BOX 1003
DR BY: CJS		DECATUR IN., 46733
NO.: 68	DATE: 7/25/23	(260) 724-9111

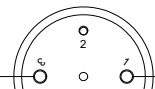


TITLE: CABIN LIGHTS		THUNDERBIRD PRODUCTS
		P.O. BOX 1003
MOD.: 387CC	DR BY: CJS	DECATUR IN., 46733
NO.: 69	DATE: 7/25/23	(260) 724-9111

DASH SWITCHES
(12V LEANING POST PANEL)



COURTESY LIGHTS RED
(PORT DASH SWITCHES)



RD/BL/BL

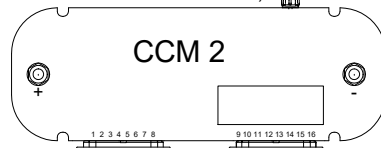
PANEL LIGHTS

LEANING POST GROUND

BK/YL

BL/WH/WH

(LOCATED ON LEANING POST)



CCM 2

CH. 16

CH. 10

CH. 20

UPPER RED LIGHTS

BL/GY/GY

BK

LOWER COURTESY LIGHTS

BL/YL

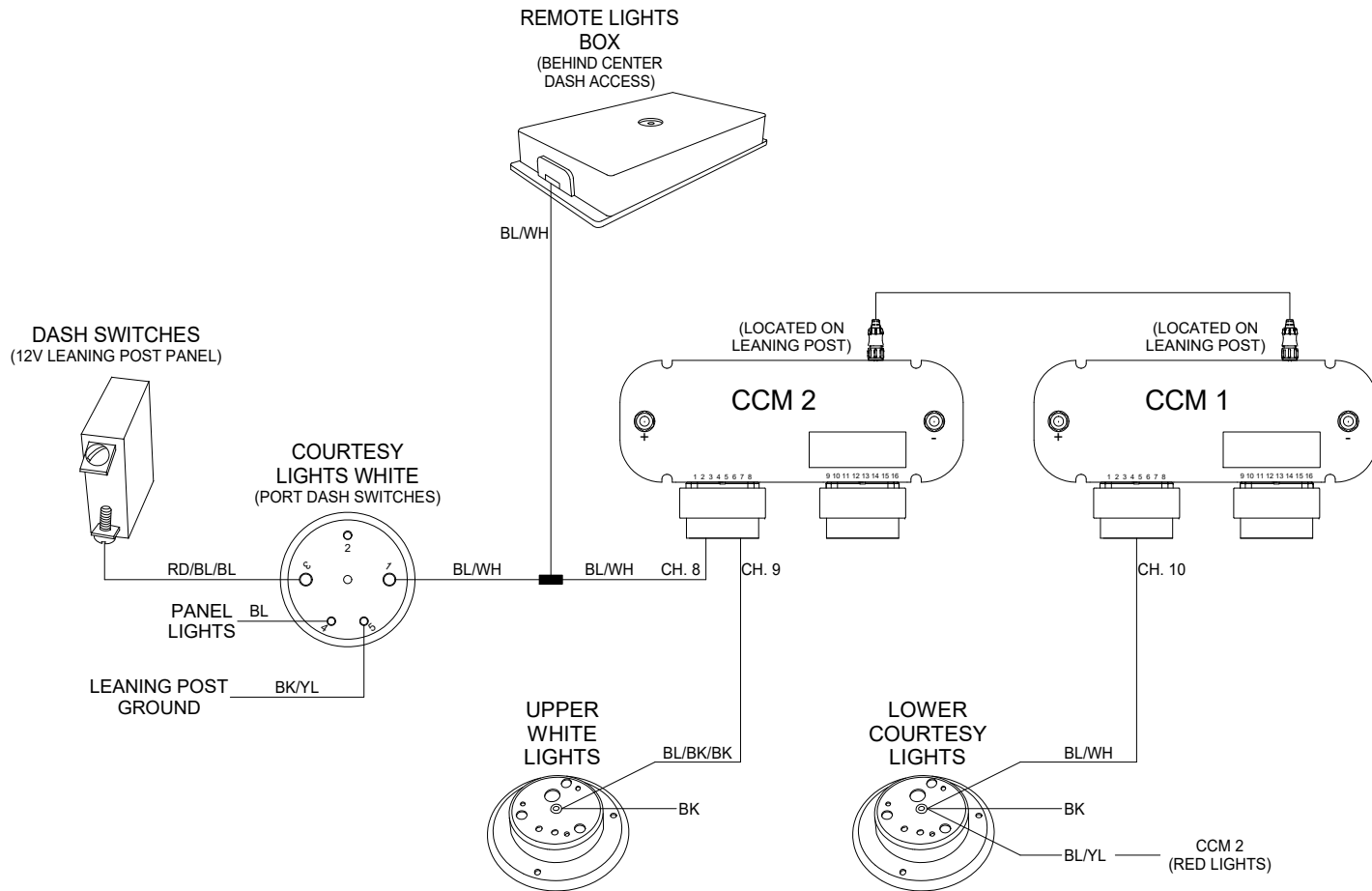
BK

BL/WH

CCM1
(WHITE LIGHTS)

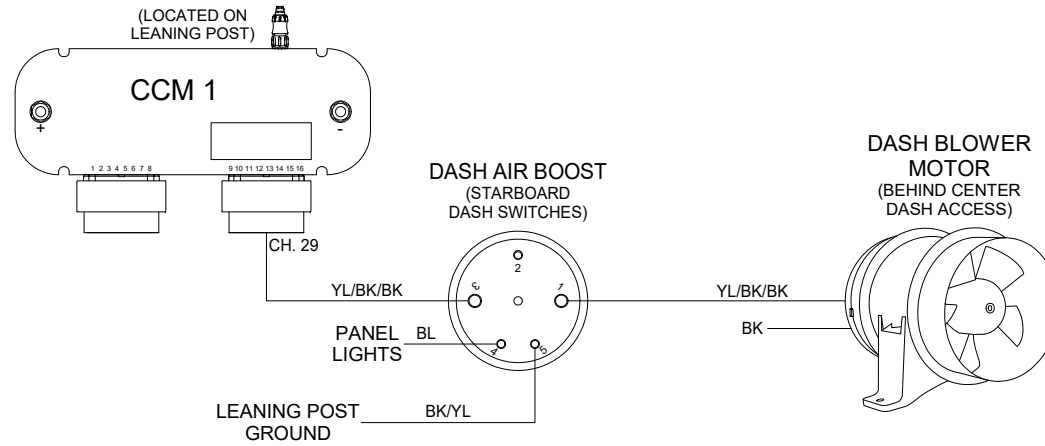
RED LIGHTS SWITCH
FIRST PRESS - LOWER LIGHTS
SECOND PRESS - UPPER LIGHTS
THIRD PRESS - LOWER AND UPPER LIGHTS
FOURTH PRESS - OFF

TITLE:	COURTESY LIGHTS RED	THUNDERBIRD PRODUCTS
MOD.:	387CC	P.O. BOX 1003
DR BY:	CJS	DECATUR IN., 46733
NO.:	70	DATE: 7/25/23
		(260) 724-9111

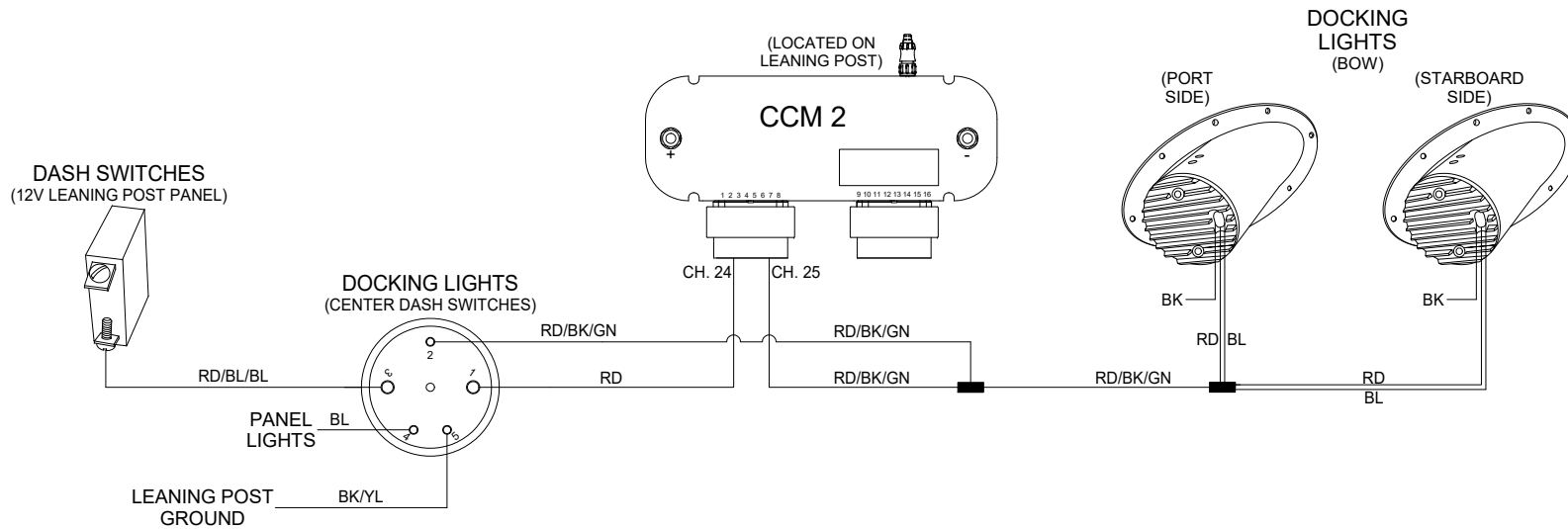


COURTESY LIGHTS SWITCH
 FIRST PRESS - LOWER LIGHTS
 SECOND PRESS - UPPER LIGHTS
 THIRD PRESS - LOWER AND UPPER LIGHTS
 FOURTH PRESS - OFF

TITLE: COURTESY LIGHTS WHITE		THUNDERBIRD PRODUCTS
MOD.: 387CC		P.O. BOX 1003
NO.: 71	DR BY: CJS	DECATUR IN., 46733
	DATE: 7/25/23	(260) 724-9111

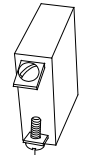


TITLE: DASH AIR BOOST		THUNDERBIRD PRODUCTS
		P.O. BOX 1003
MOD.: 387CC	DR BY: CJS	DECATUR IN., 46733
NO.: 72A	DATE: 7/25/23	(260) 724-9111

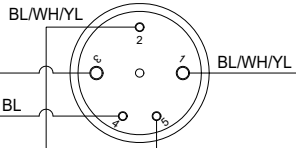


TITLE: DOCKING LIGHTS		THUNDERBIRD PRODUCTS
		P.O. BOX 1003
MOD.: 387CC	DR BY: CJS	DECATUR IN., 46733
NO.: 72B	DATE: 7/25/23	(260) 724-9111

DASH SWITCHES
(12V LEANING POST PANEL)

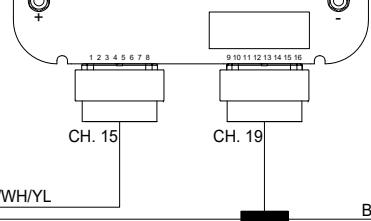


EQUIPMENT ROOM LIGHTS
(PORT DASH SWITCHES)

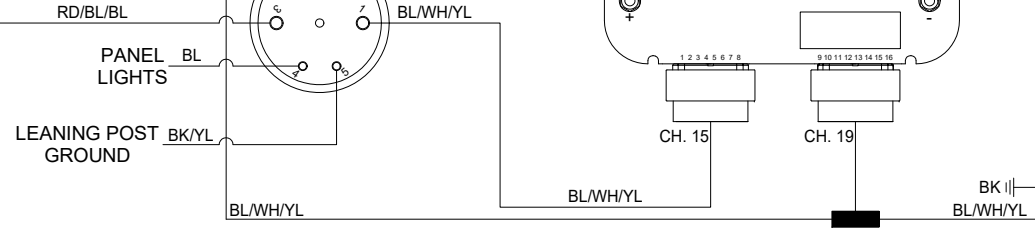
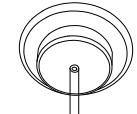


(LOCATED ON LEANING POST)

CCM 2

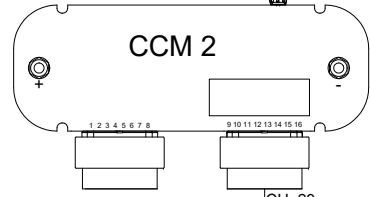


EQUIPMENT ROOM LIGHTS
(x5)

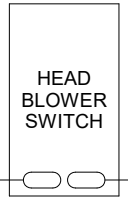


TITLE: EQUIPMENT ROOM LIGHTS		THUNDERBIRD PRODUCTS
		P.O. BOX 1003
MOD.: 387CC	DR BY: CJS	DECATUR IN., 46733
NO.: 73A	DATE: 7/25/23	(260) 724-9111

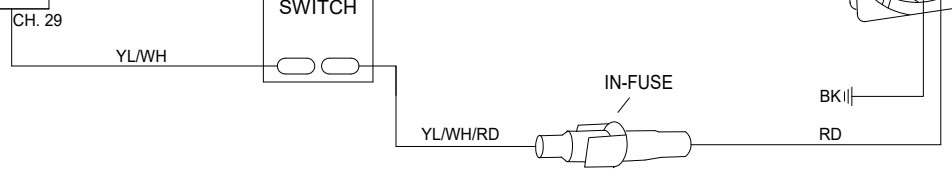

(LOCATED ON LEANING POST)



(LOCATED IN HEAD UNIT)



HEAD BLOWER
(LOCATED IN HEAD UNIT)



TITLE: HEAD BLOWER		THUNDERBIRD PRODUCTS
		P.O. BOX 1003
MOD.: 387CC	DR BY: CJS	DECATUR IN., 46733
NO.: 73B	DATE: 7/25/23	(260) 724-9111

LIVEWELL LIGHTS SWITCH

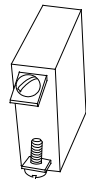
FIRST PRESS - RED LIGHTS

SECOND PRESS - WHITE LIGHTS

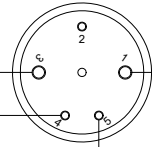
THIRD PRESS - RED AND WHITE LIGHTS

FOURTH PRESS - OFF


DASH SWITCHES
(12V LEANING POST PANEL)



LIVEWELL LIGHTS
(LIVEWELL SWITCHES)



(LOCATED ON
LEANING POST)



RD/BL/BL

BL/TN

PANEL
LIGHTS

BL

LEANING POST
GROUND

BK/YL

BL/TN

CH. 7

CH. 12

CH. 13

BL/PK
(RED)

BL/PK/PK
(WHITE)

BK

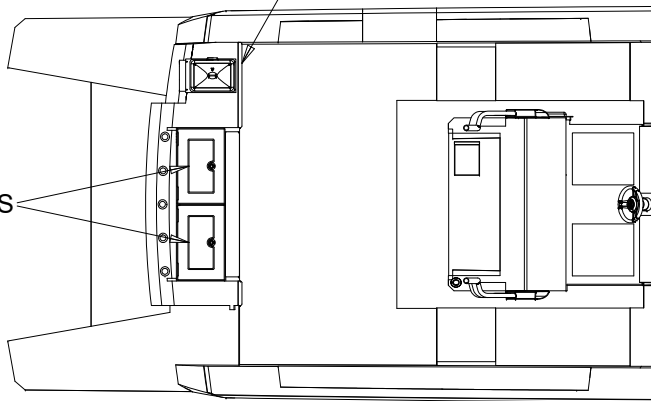
LIVEWELL
LIGHTS
WHITE

BK

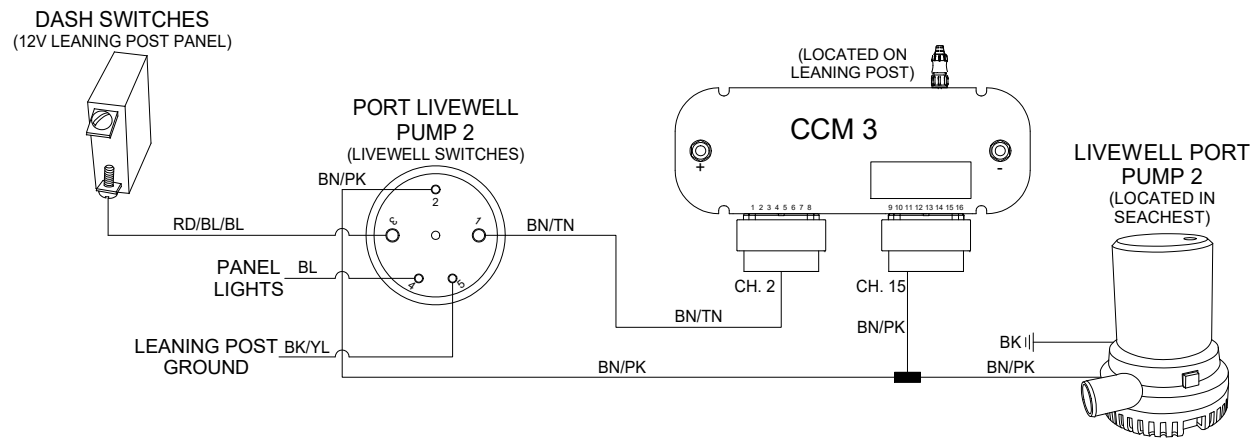
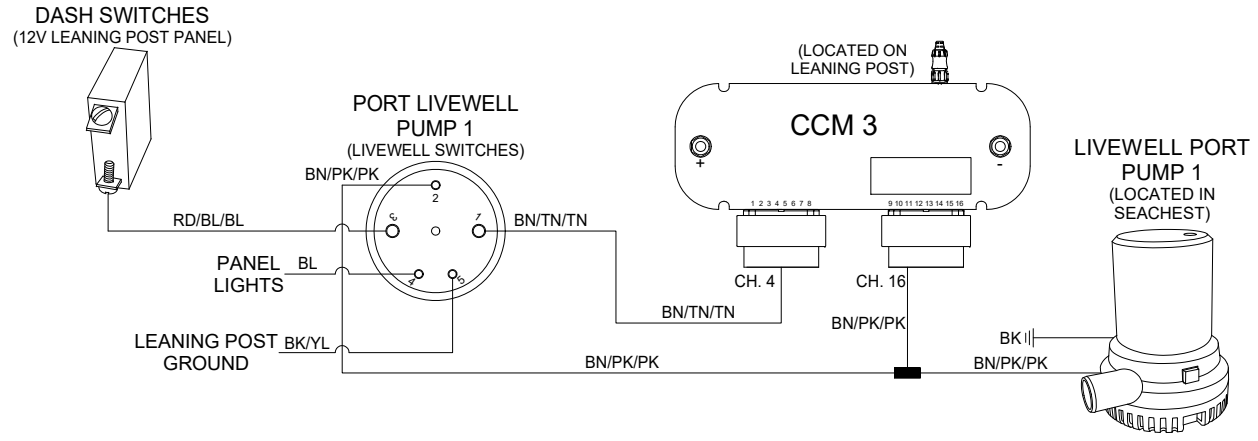
LIVEWELL
LIGHTS
RED

LIVEWELL
SWITCHES

LIGHTS



TITLE:	LIVEWELL LIGHTS	THUNDERBIRD PRODUCTS	
		P.O. BOX 1003	
MOD.:	387CC	DR BY:	CJS
		DECATUR IN., 46733	
NO.:	75	DATE:	7/25/23
		(260) 724-9111	

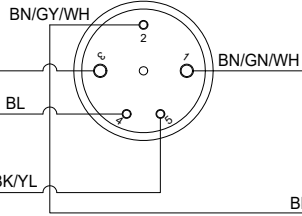


TITLE:	LIVEWELL PORT PUMPS	THUNDERBIRD PRODUCTS
MOD.:	387CC	P.O. BOX 1003
DR BY:	CJS	DECATUR IN., 46733
NO.:	76	DATE: 7/25/23
		(260) 724-9111

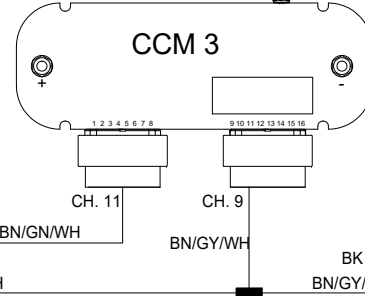
DASH SWITCHES
(12V LEANING POST PANEL)



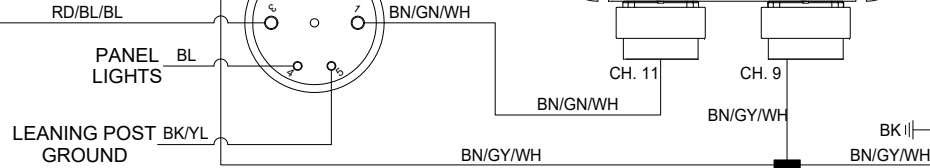
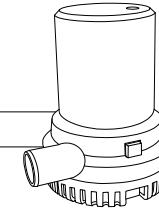
STARBOARD LIVEWELL
PUMP 1
(LIVEWELL SWITCHES)



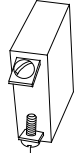
(LOCATED ON
LEANING POST)



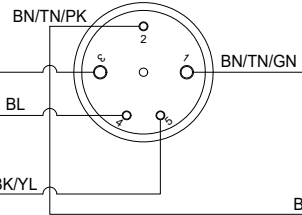
LIVEWELL STARBOARD
PUMP 1
(LOCATED IN
SEACHEST)



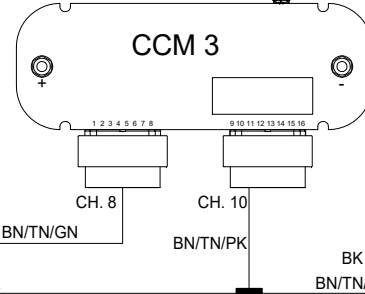
DASH SWITCHES
(12V LEANING POST PANEL)



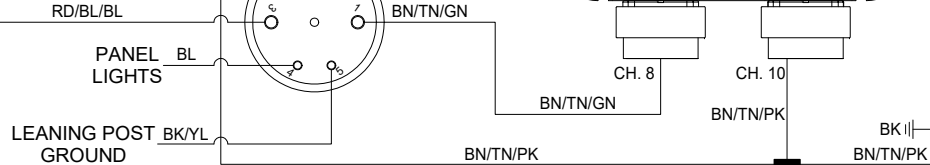
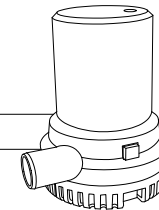
STARBOARD LIVEWELL
PUMP 2
(LIVEWELL SWITCHES)



(LOCATED ON
LEANING POST)



LIVEWELL STARBOARD
PUMP 2
(LOCATED IN
SEACHEST)



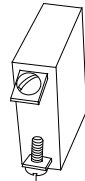
TITLE: LIVEWELL STARBOARD PUMPS		THUNDERBIRD PRODUCTS
MOD.: 387CC		P.O. BOX 1003
NO.: 77	DR BY: CJS	DECATUR IN., 46733
	DATE: 7/25/23	(260) 724-9111

LEGEND

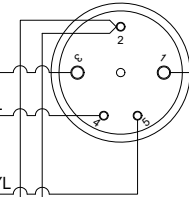
DIODE 

SPLICE 

DASH SWITCHES
(12V LEANING POST PANEL)

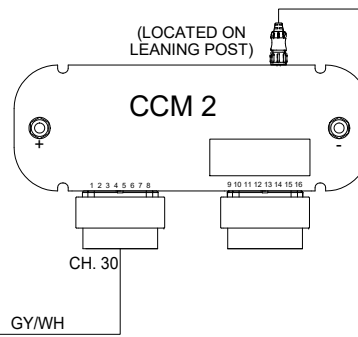


NAV/ANCHOR LIGHTS
(CENTER DASH SWITCHES)



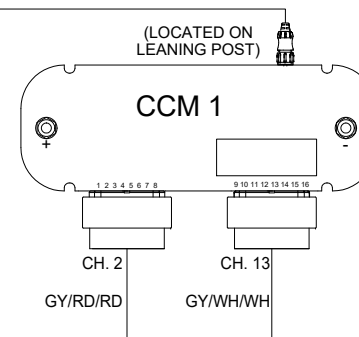
(LOCATED ON LEANING POST)

CCM 2



(LOCATED ON LEANING POST)

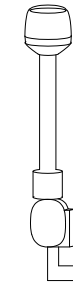
CCM 1



RD/BL/BL

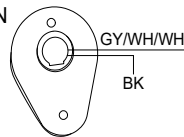
PANEL LIGHTS
BL

LEANING POST
GROUND BK/YL

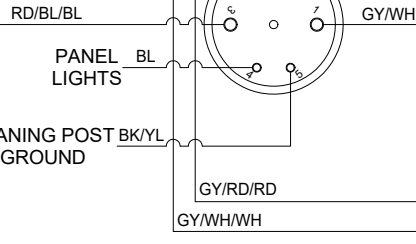
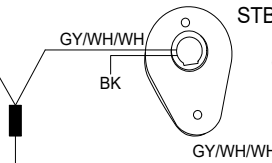


MAST/ANCHOR LIGHT

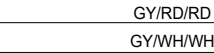
PORT NAVIGATION LIGHT
(RED LIGHT)



STBD NAVIGATION LIGHT
(GREEN LIGHT)



GY/WH



GY/RD/RD

GY/WH/WH

GY/RD/RD

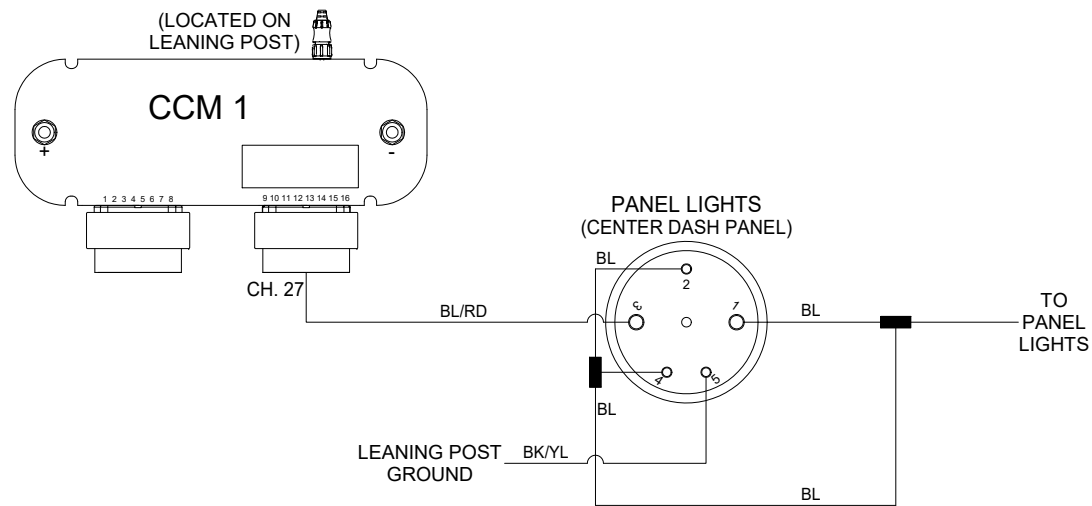
GY/WH/WH

GY/WH/WH

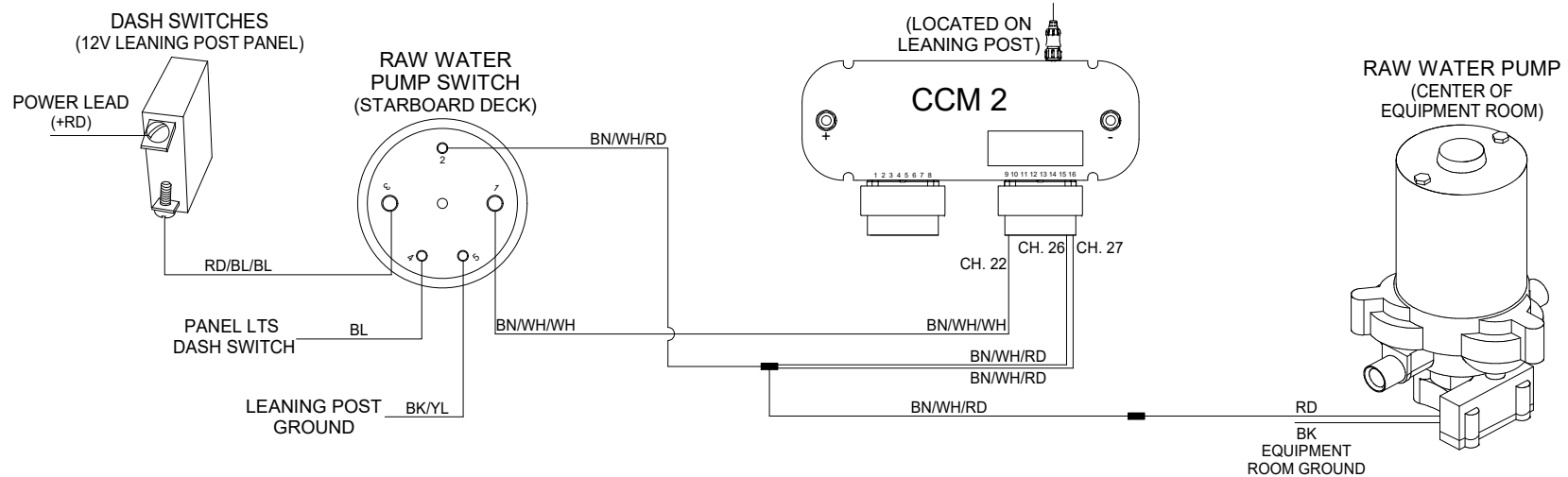
GY/WH/WH

GY/WH/WH

TITLE:	NAVIGATION AND ANCHOR LIGHT		THUNDERBIRD PRODUCTS
MOD.:	387CC	DR BY: CJS	P.O. BOX 1003
NO.:	78	DATE: 7/25/23	DECATUR IN., 46733
			(260) 724-9111



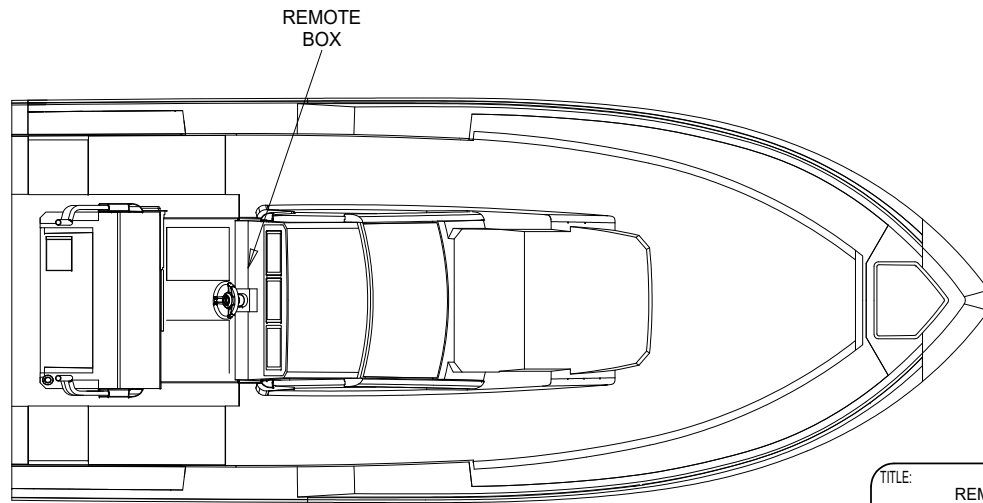
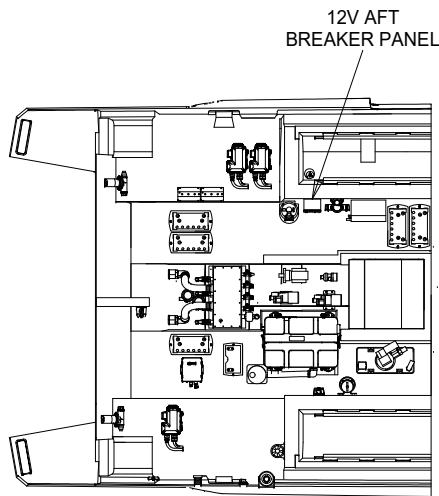
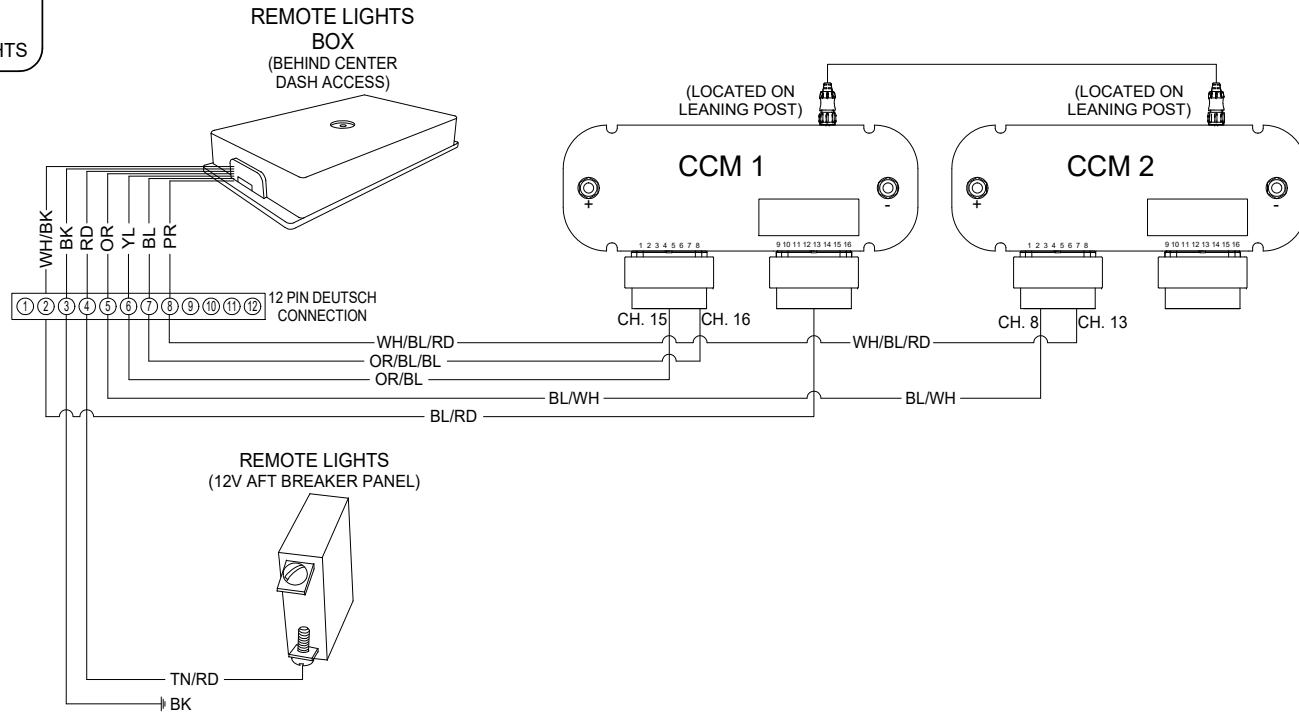
TITLE: PANEL LIGHTS		THUNDERBIRD PRODUCTS
		P.O. BOX 1003
MOD.: 387CC	DR BY: CJS	DECATUR IN., 46733
NO.: 79A	DATE: 7/25/23	(260) 724-9111



TITLE: RAW WATER WASH DOWN		THUNDERBIRD PRODUCTS
		P.O. BOX 1003
MOD.: 387CC	DR BY: JCD	DECATUR IN., 46733
NO.: 79B	DATE: 10/9/23	(260) 724-9111

LEGEND

- PIN 2 - BL/RD - PANEL LIGHTS
- PIN 3 - BK -GROUND
- PIN 4 - TN/RD - POWER
- PIN 5 - BL/WH - WHITE LIGHTS
- PIN 6 - OR/BL - WINDLASS UP
- PIN 7 - OR/BL/BL - WINDLASS DOWN
- PIN 8 - WH/BL/RD - UNDERWATER RGB LIGHTS



TITLE: REMOTE LIGHTS		THUNDERBIRD PRODUCTS	
MOD.: 387CC		P.O. BOX 1003	
DR BY: CJS		DECATUR IN., 46733	
NO.: 80	DATE: 7/25/23	(260) 724-9111	

RGB LIGHTS
(12V LEANING POST PANEL)

REMOTE CONTROL
BOX
(PORT SIDE
LEANING POST)

(LOCATED ON
LEANING POST)

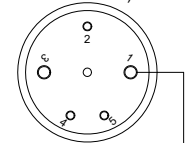
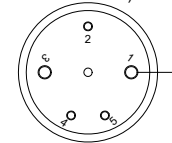

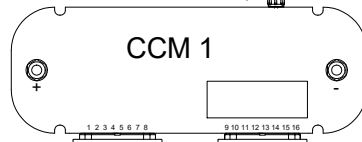
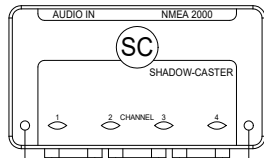
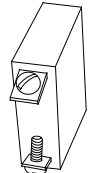
CCM 1

(LOCATED ON
LEANING POST)

CCM 2

UWL RGB
COLOR
(PORT DASH
SWITCHES)

UWL RGB
ON/OFF
(PORT DASH
SWITCHES)



RD BK

1 2 3 4 5 6 7 8 9 10 11 12

WH/BL/PR
WH/BL/PR
WH/BL/RD
WH/BL/GN

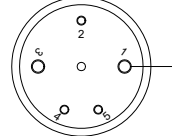
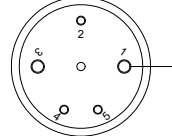
CH. 4 CH. 5

CH. 5 CH. 13

WH/BL/PR WH/BL/RD

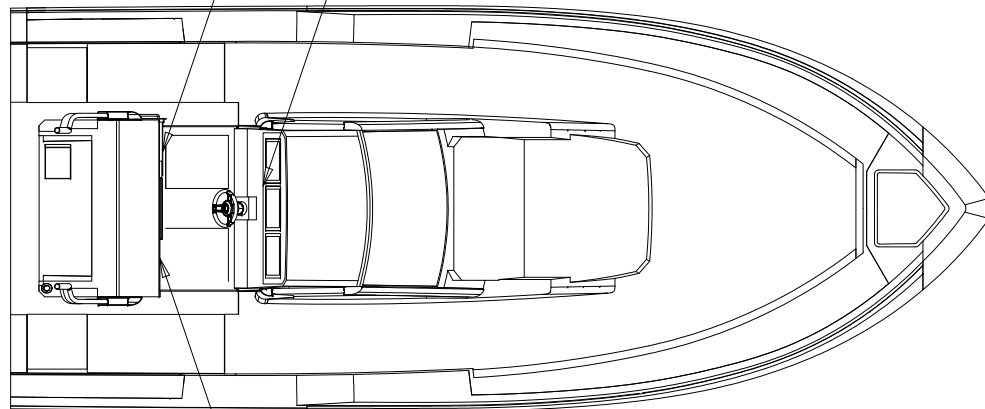
RGB LIGHTS
COLOR
(PORT DASH
SWITCHES)

RGB LIGHTS
ON/OFF
(PORT DASH
SWITCHES)



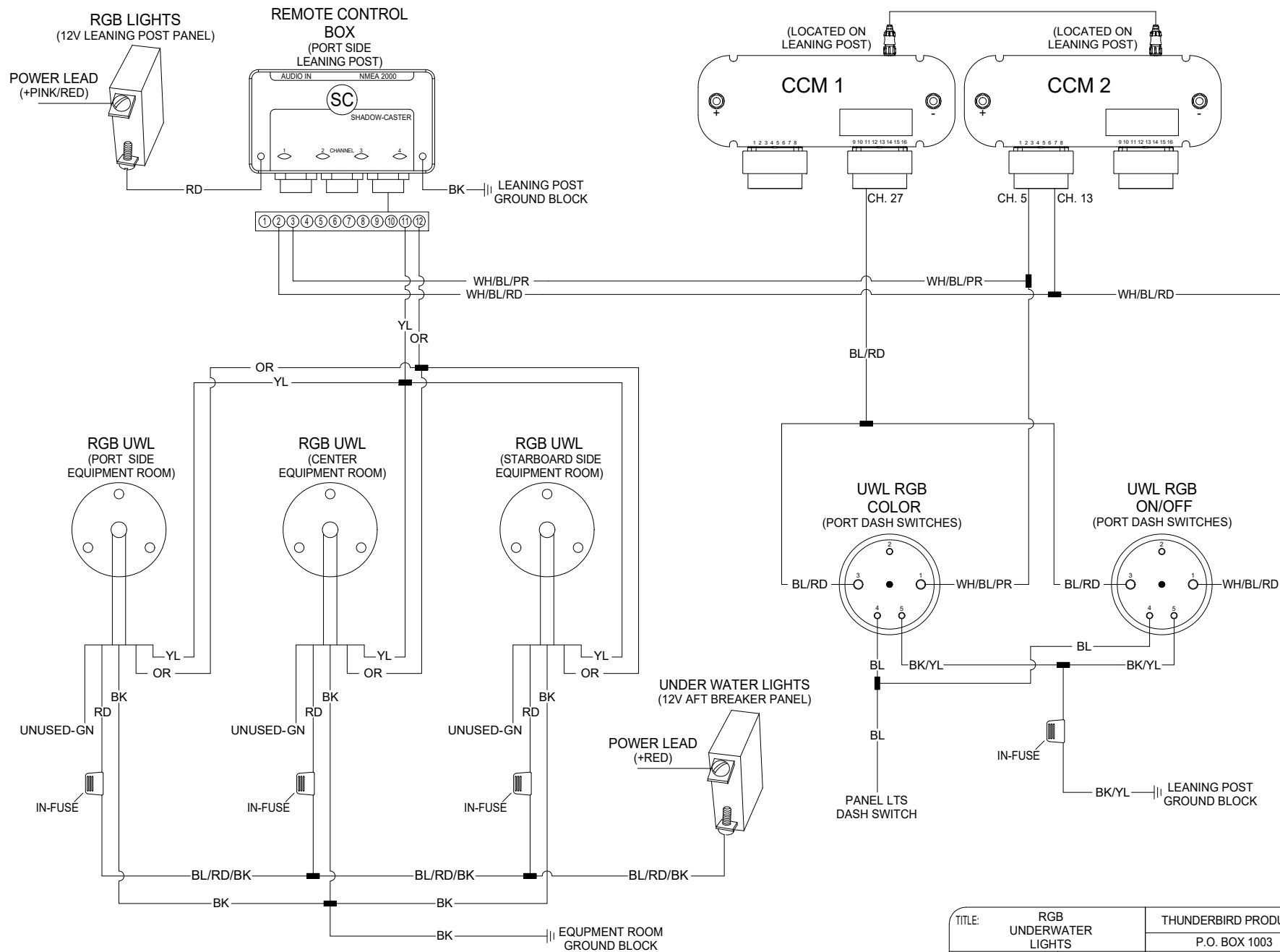
WH/BL/PR WH/BL/GN

RGB LIGHT
SWITCHES
RGB CONTROL
BOX



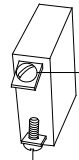
12V LEANING
POST PANEL

TITLE:	RGB LIGHT SWITCHES	THUNDERBIRD PRODUCTS
MOD.:	387CC	P.O. BOX 1003
DR BY:	CJS	DECATUR IN., 46733
NO.:	81	DATE: 7/25/23
		(260) 724-9111



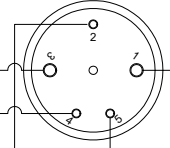
TITLE:	RGB UNDERWATER LIGHTS	THUNDERBIRD PRODUCTS
MOD.:	387CC	P.O. BOX 1003
DR BY:	JCD	DECATUR IN., 46733
NO.:	82	DATE: 10/6/23 (260) 724-9111

DASH SWITCHES
(12V LEANING POST PANEL)



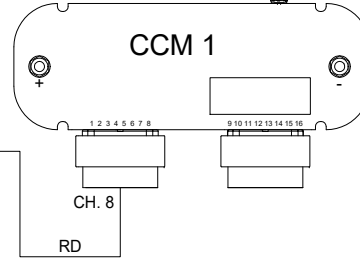
POWER LEAD (+RED)
RD/BL/BL
PANEL LIGHTS BL
LEANING POST GROUND BK/YL

FORWARD SPREADER LIGHTS
(CENTER DASH SWITCHES)



RD
RD
RD

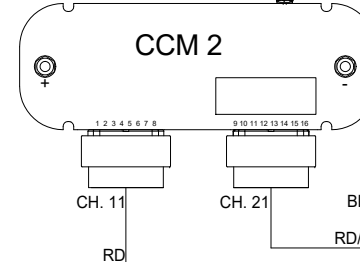
(LOCATED ON LEANING POST)



CCM 1

CH. 8
RD

(LOCATED ON LEANING POST)



CCM 2

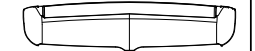
CH. 11
RD
RD

SIDE SPREADER LIGHTS

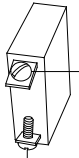


BK||
RD/BL
BK||
RD

FORWARD SPREADER LIGHTS

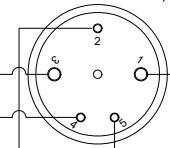


DASH SWITCHES
(12V LEANING POST PANEL)



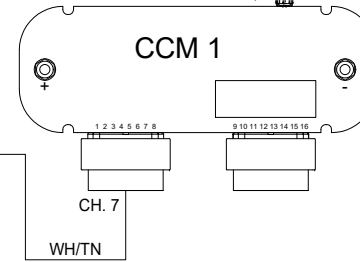
POWER LEAD (+RED)
RD/BL/BL
PANEL LIGHTS BL
LEANING POST GROUND BK/YL

REAR SPREADER LIGHTS
(CENTER DASH SWITCHES)



WH/TH
RD
RD

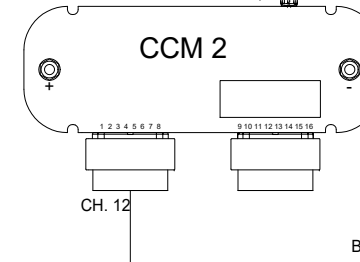
(LOCATED ON LEANING POST)



CCM 1

CH. 7
WH/TN
WH/TN/TN

(LOCATED ON LEANING POST)



CCM 2

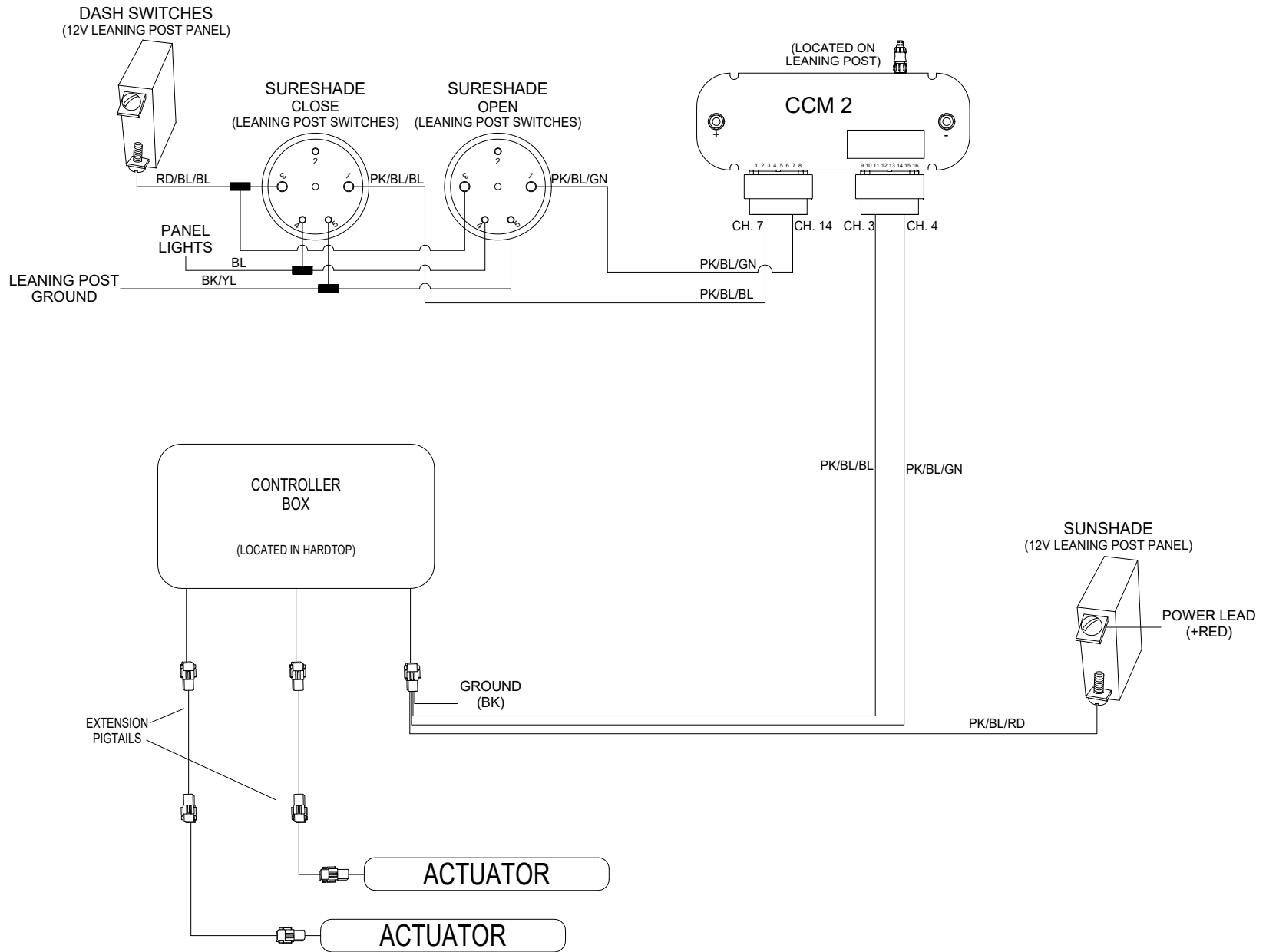
CH. 12
WH/TN
WH/TN/TN

REAR SPREADER LIGHTS

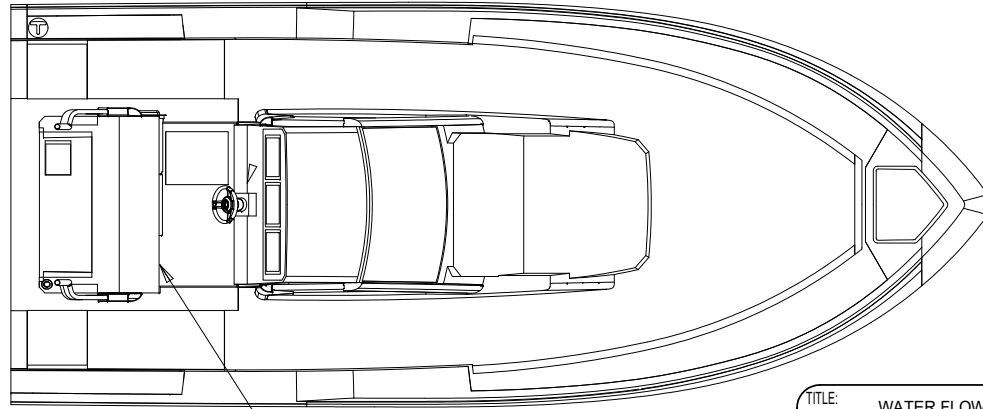
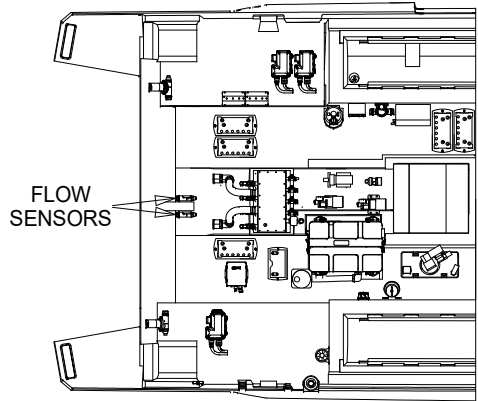
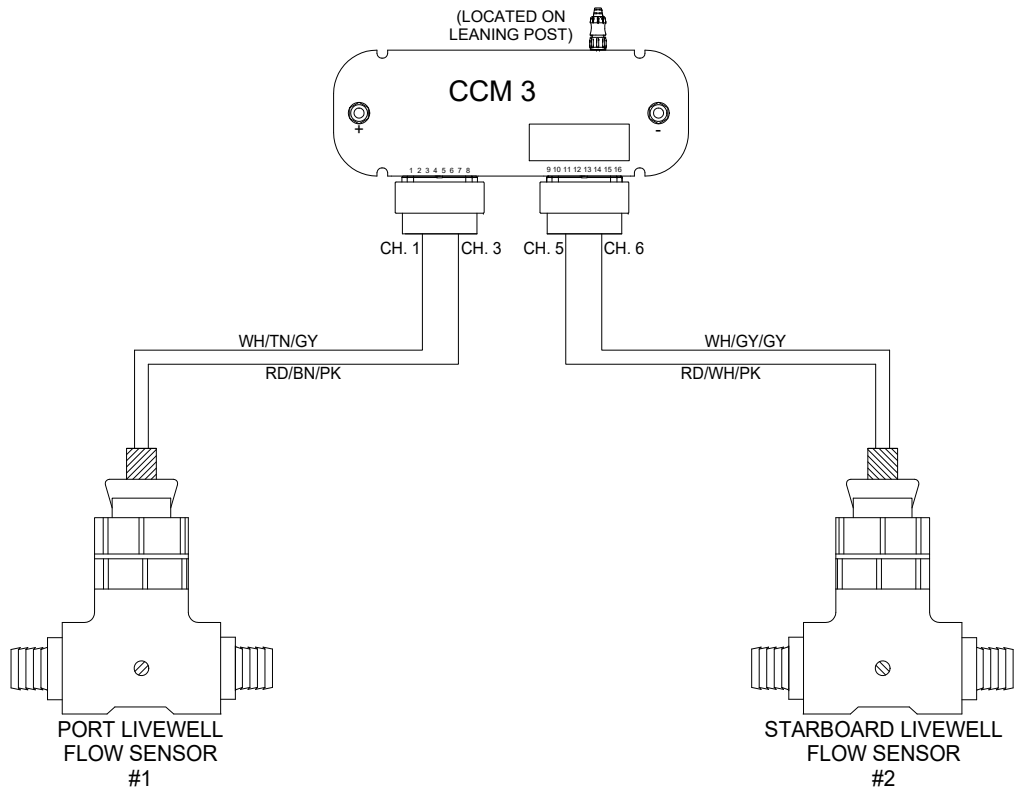


BK||
WH/TN/TN

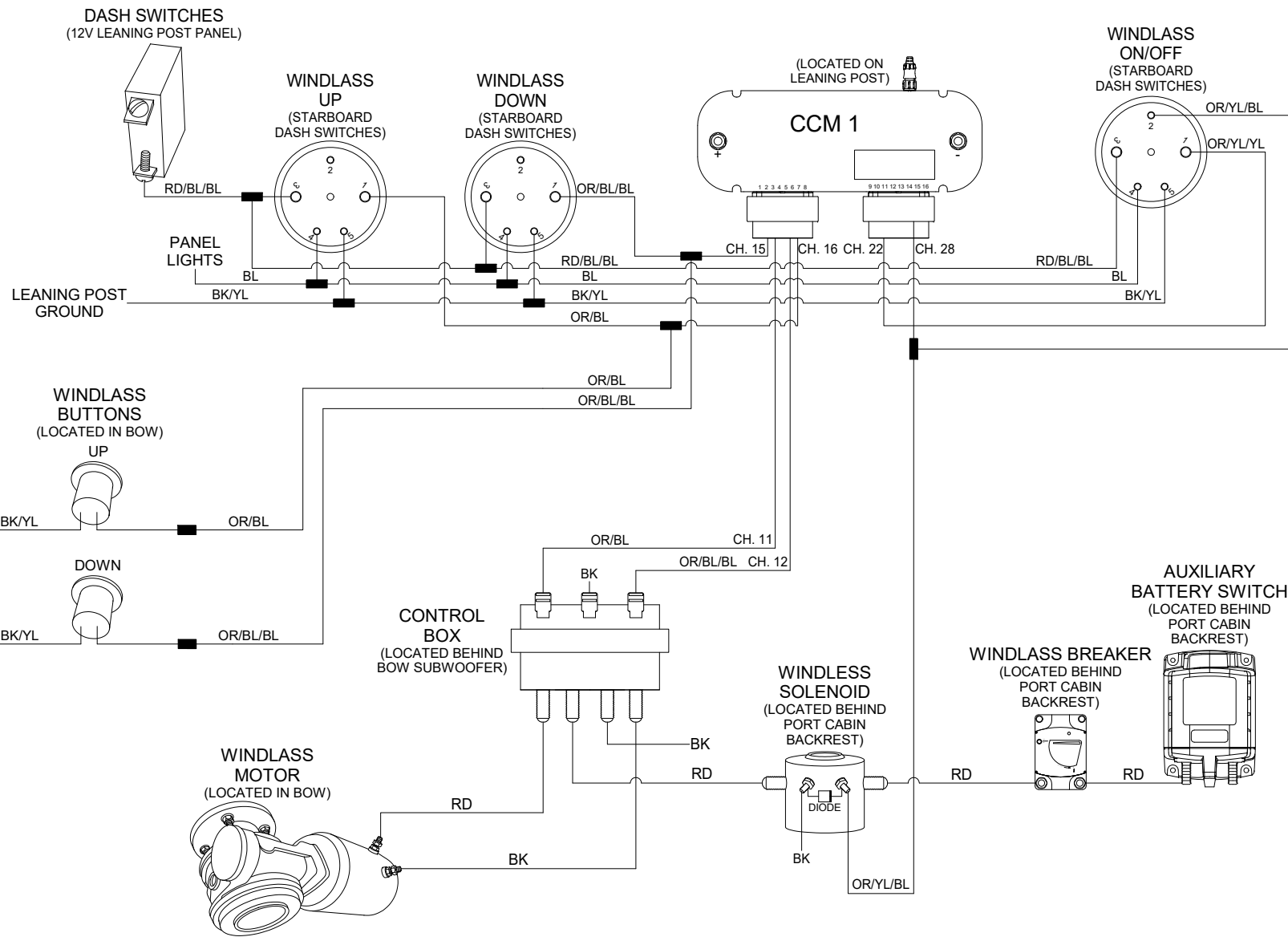
TITLE: SPREADER LIGHTS		THUNDERBIRD PRODUCTS
		P.O. BOX 1003
MOD.: 387CC	DR BY: CJS	DECATUR IN., 46733
NO: 83	DATE: 7/25/23	(260) 724-9111



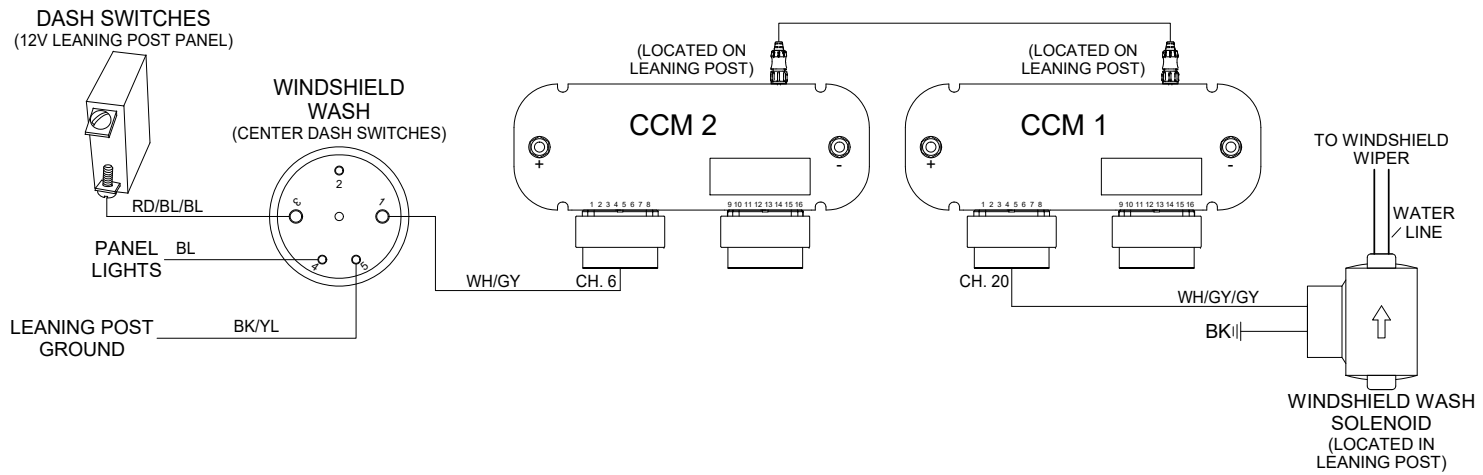
TITLE: SUNSHADE		THUNDERBIRD PRODUCTS
		P.O. BOX 1003
MOD.: 387CC	DR BY: CJS	DECATUR IN., 46733
NO.: 84	DATE: 7/25/23	(260) 724-9111



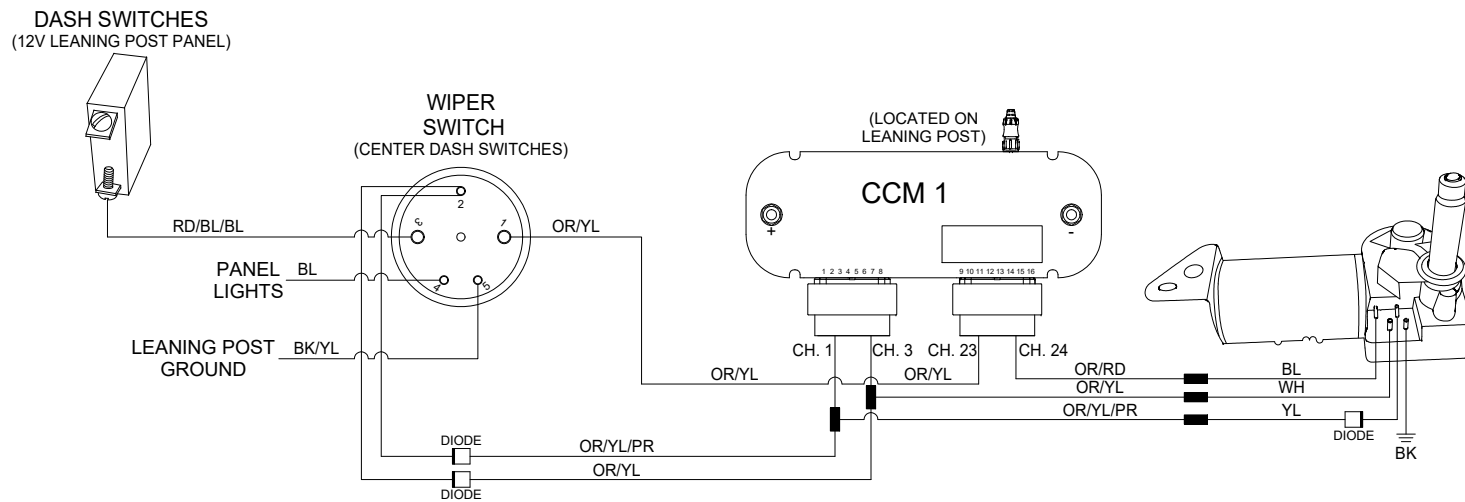
TITLE:	WATER FLOW SENSORS		THUNDERBIRD PRODUCTS
MOD.:	387CC	DR BY: CJS	P.O. BOX 1003
NO.:	85	DATE: 7/25/23	DECATUR IN., 46733
			(260) 724-9111



TITLE: WINDLASS		THUNDERBIRD PRODUCTS	
		P.O. BOX 1003	
MOD.: 387CC	DR BY: CJS	DECATUR IN., 46733	
NO.: 86	DATE: 7/25/23	(260) 724-9111	



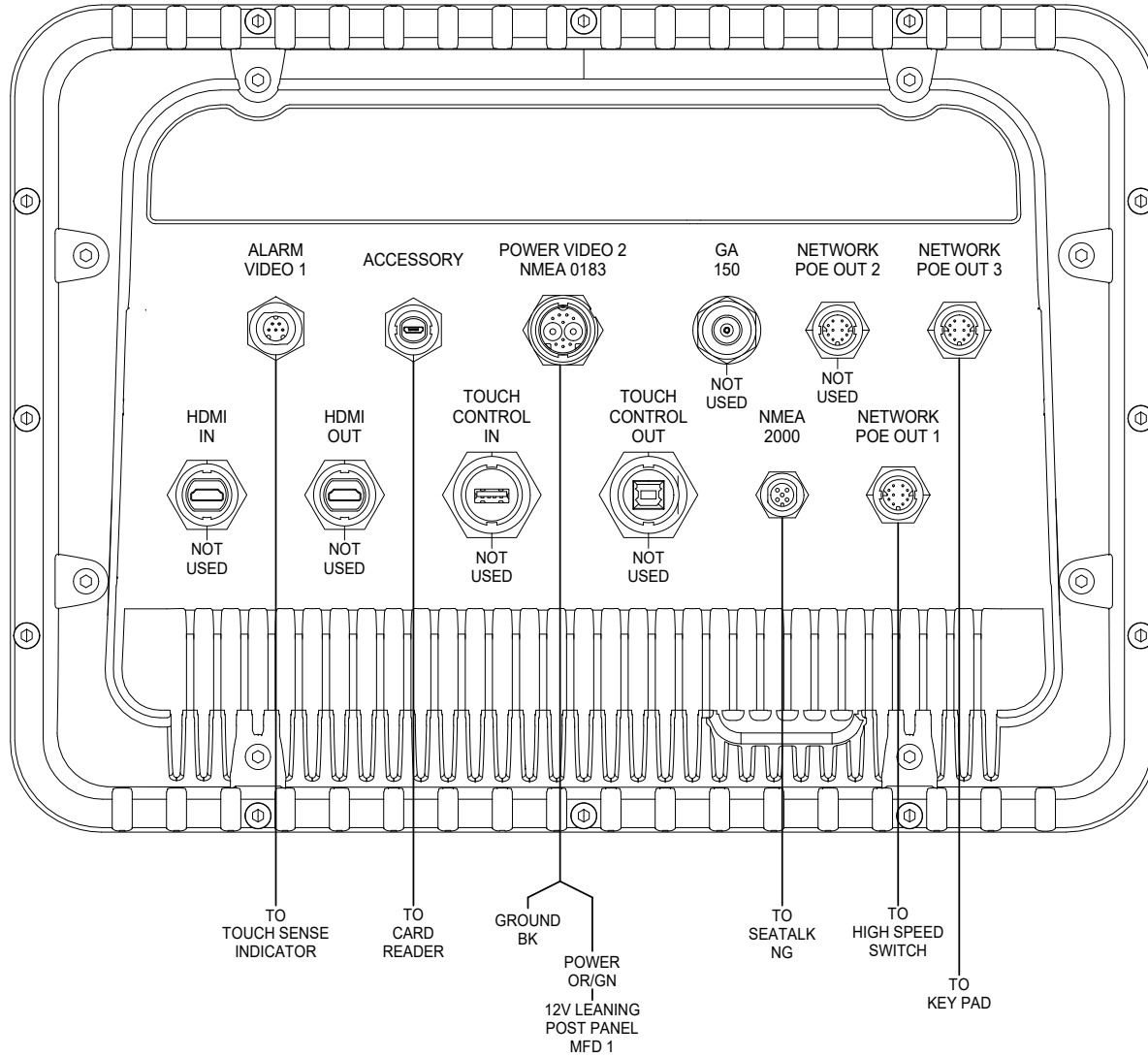
TITLE:	WINDSHIELD WASH		THUNDERBIRD PRODUCTS
			P.O. BOX 1003
MOD.:	387CC	DR BY: CJS	DECATUR IN., 46733
NO.:	87A	DATE: 7/25/23	(260) 724-9111



TITLE:	WINDSHIELD WIPER		THUNDERBIRD PRODUCTS
			P.O. BOX 1003
MOD.:	387CC	DR BY: CJS	DECATUR IN., 46733
NO.:	87B	DATE: 7/25/23	(260) 724-9111

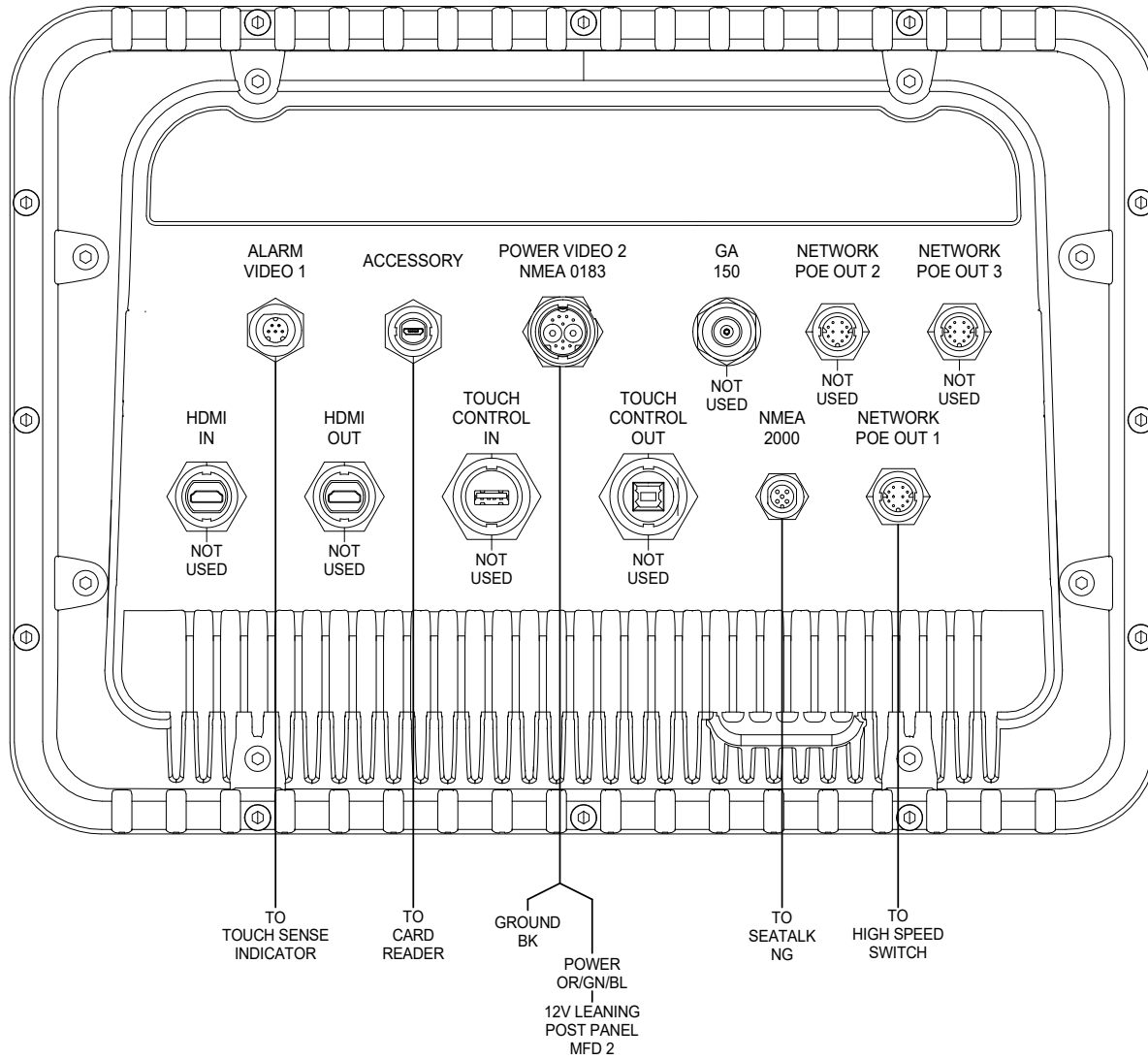
RAYMARINE

(REAR VIEW)



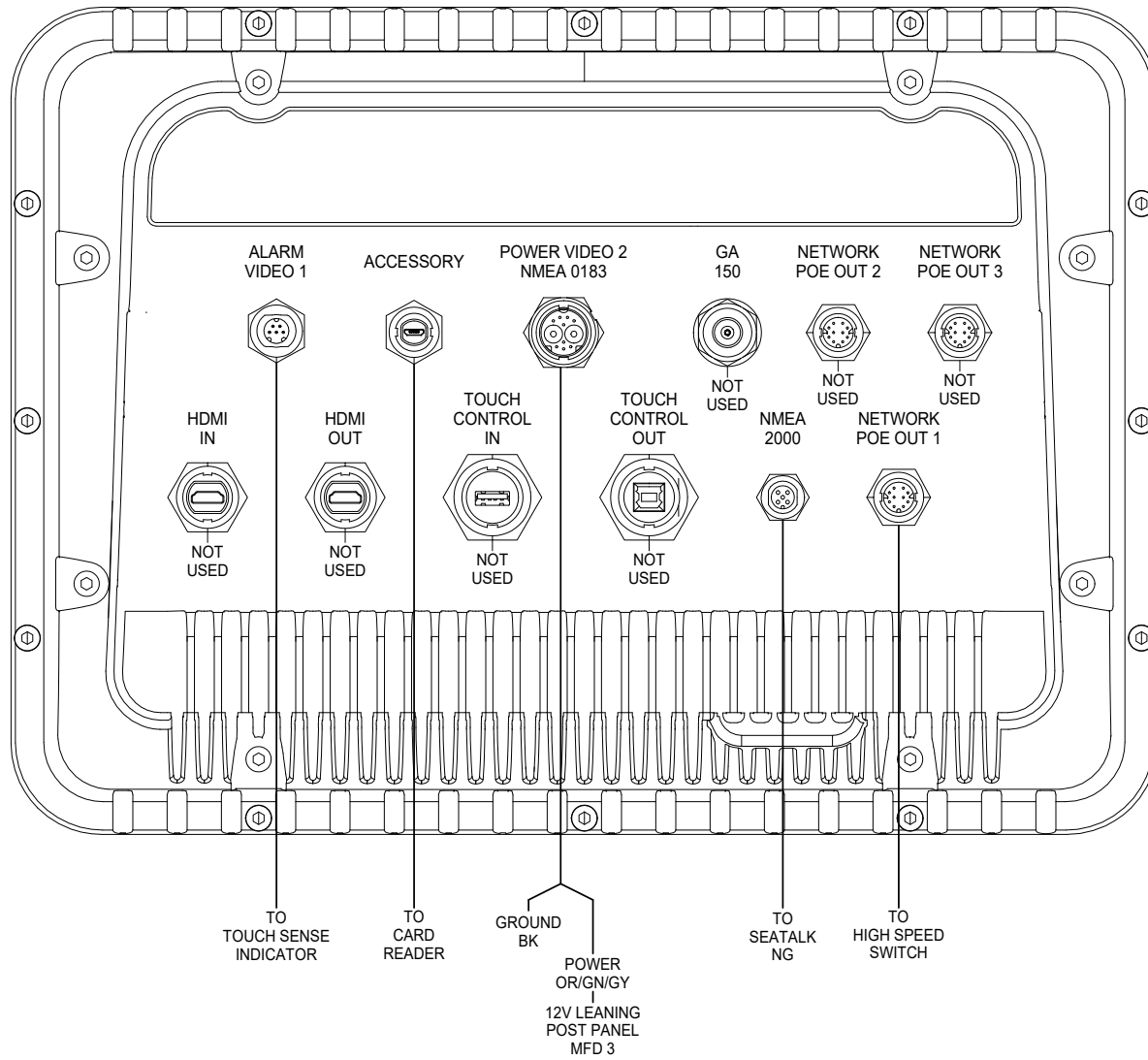
TITLE: RAYMARINE CHART PLOTTER 1		THUNDERBIRD PRODUCTS
MOD.: 387CC		P.O. BOX 1003
DR BY: CJS	DECATUR IN., 46733	
NO.: 88	DATE: 7/25/23	(260) 724-9111

RAYMARINE (REAR VIEW)



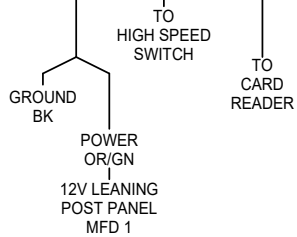
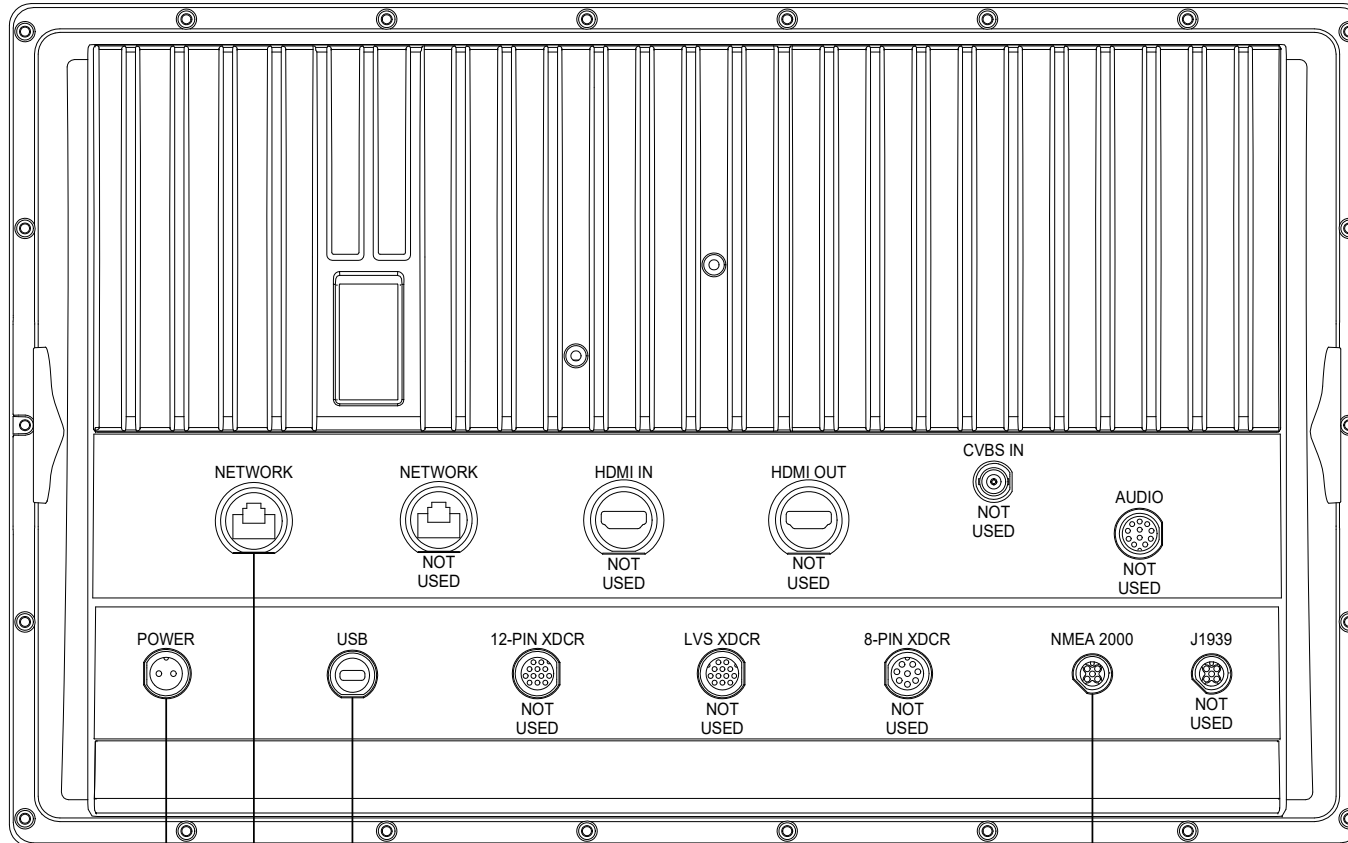
TITLE: RAYMARINE CHART PLOTTER 2		THUNDERBIRD PRODUCTS
		P.O. BOX 1003
MOD.: 387CC	DR BY: CJS	DECATUR IN., 46733
NO.: 89	DATE: 7/25/23	(260) 724-9111

RAYMARINE (REAR VIEW)



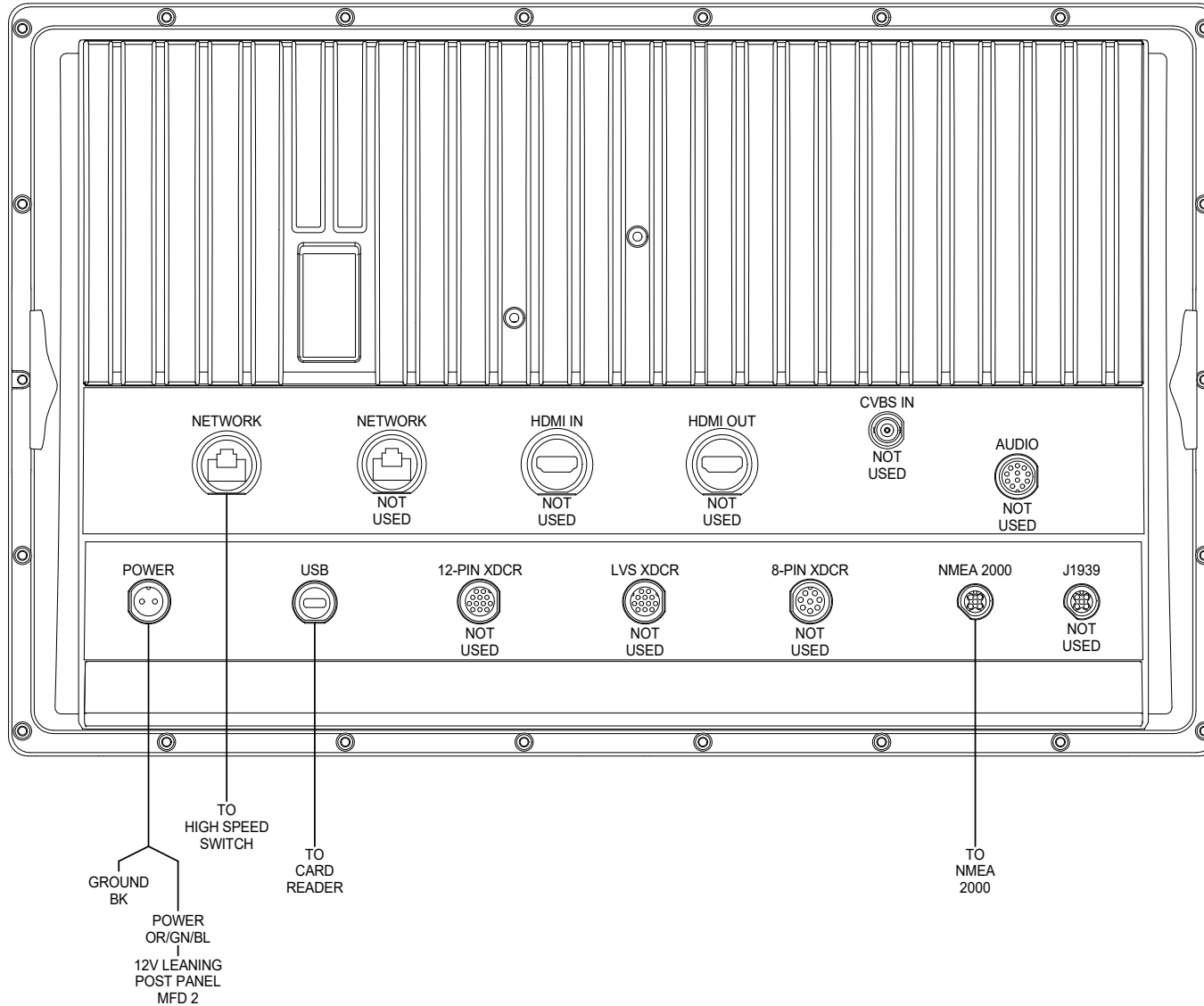
TITLE:		RAYMARINE CHART PLOTTER 3	THUNDERBIRD PRODUCTS
MOD.: 387CC		DR BY: CJS	P.O. BOX 1003
NO.: 90		DATE: 7/25/23	DECATUR IN., 46733
			(260) 724-9111

GARMIN
(REAR VIEW)



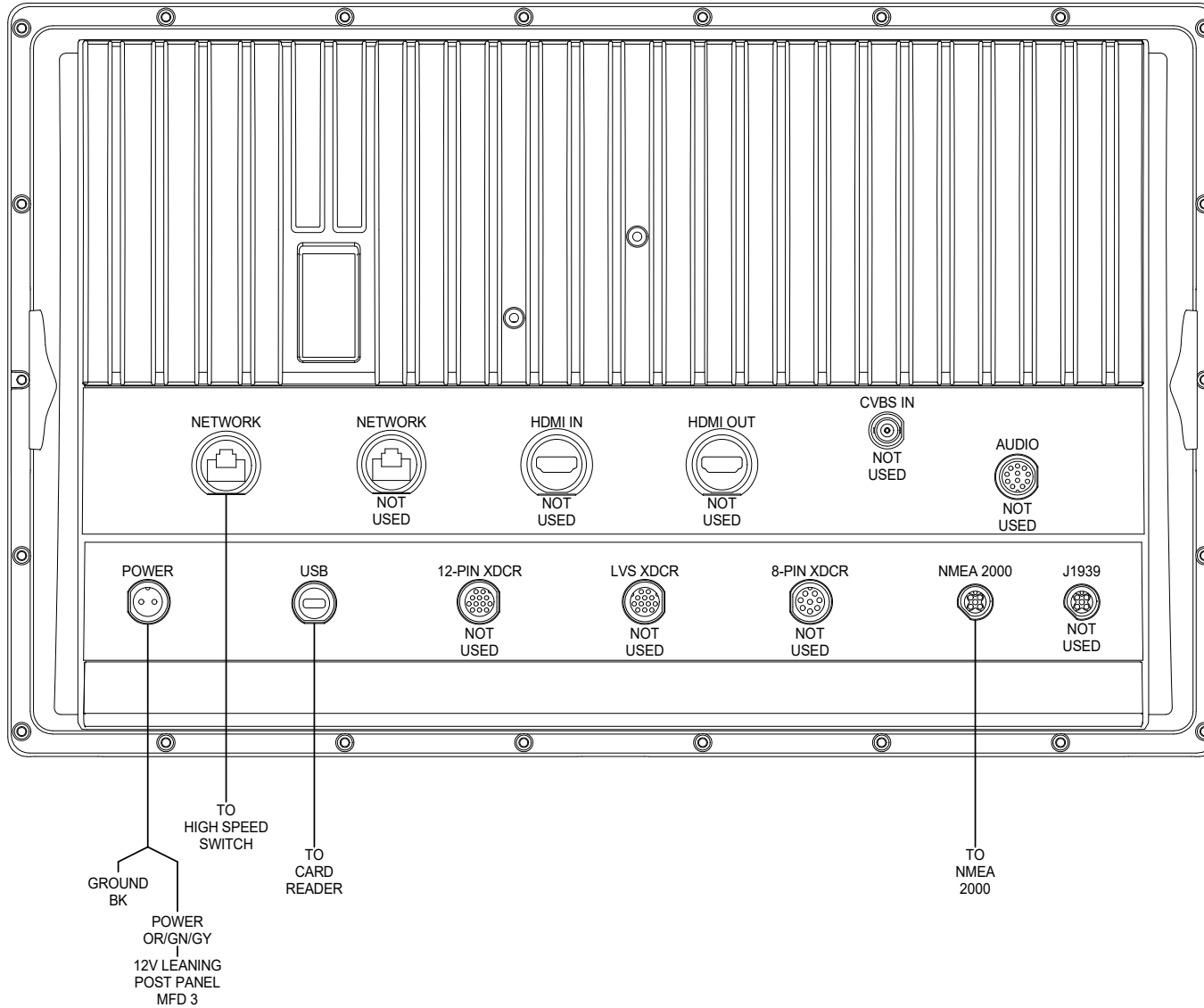
TITLE: GARMIN CHART PLOTTER 1		THUNDERBIRD PRODUCTS
MOD.: 387CC		P.O. BOX 1003
DR BY: CJS	NO.: 91	DECATUR IN., 46733
DATE: 7/25/23		(260) 724-9111

GARMIN
(REAR VIEW)



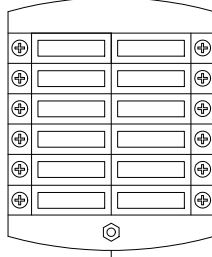
TITLE: GARMIN CHART PLOTTER 2		THUNDERBIRD PRODUCTS
MOD.: 387CC		P.O. BOX 1003
DR BY: CJS	NO.: 92	DECATUR IN., 46733
DATE: 7/25/23		(260) 724-9111

GARMIN
(REAR VIEW)



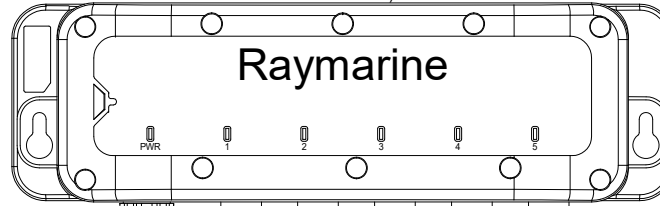
TITLE: GARMIN CHART PLOTTER 3		THUNDERBIRD PRODUCTS
		P.O. BOX 1003
MOD.: 387CC	DR BY: CJS	DECATUR IN., 46733
NO.: 93	DATE: 7/25/23	(260) 724-9111

FUSE BLOCK
(PORT SIDE
LEANING POST)



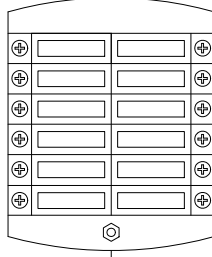
OR/YL/BN
BK ||

HIGH SPEED
SWITCH
(LOCATED UNDER PORT
DASH PANEL)



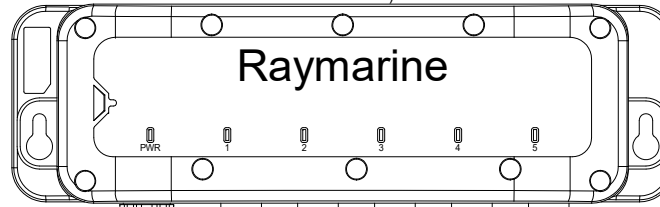
NOT
USED MFD 1 MFD 2 MFD 3 LINK

FUSE BLOCK
(PORT SIDE
LEANING POST)



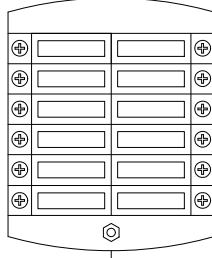
OR/YL/BN
BK ||

HIGH SPEED
SWITCH
(LOCATED UNDER PORT
DASH PANEL)



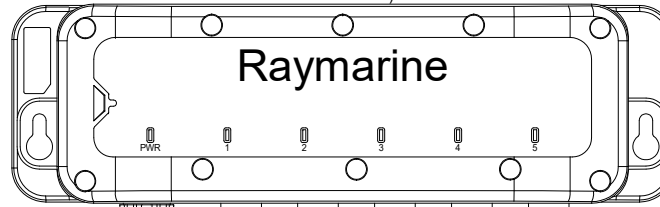
SIROUS
WEATHER RADAR THERMAL
CAMERA LINK LINK

FUSE BLOCK
(PORT SIDE
LEANING POST)



OR/YL/BN
BK ||

HIGH SPEED
SWITCH
(LOCATED UNDER PORT
DASH PANEL)



LINK SONAR
MODULE GYRO SHADOW
CASTER NOT
USED

TITLE:	RAYMARINE HIGH SPEED SWITCHES	THUNDERBIRD PRODUCTS
MOD.:	387CC DR BY: CJS	P.O. BOX 1003
NO.:	94 DATE: 7/25/23	DECATUR IN., 46733
		(260) 724-9111

GMS 10 NETWORK
PORT EXPANDER
(LOCATED UNDER PORT
DASH PANEL)



GARMIN
MARINE
NETWORK

MFD 1

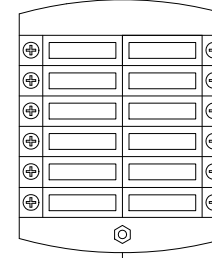
MFD 2

MFD 3

LINK

OR/YL/BN
IBK

FUSE BLOCK
(PORT SIDE
LEANING POST)



ISOLATION
COUPLER



GMS 10 NETWORK
PORT EXPANDER
(LOCATED UNDER PORT
DASH PANEL)



LINK

SIRIUS
WEATHER

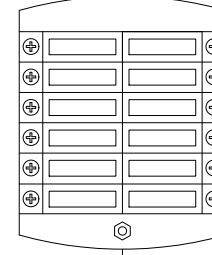
RADAR

THERMAL
CAMERA

LINK

OR/YL/BN
IBK

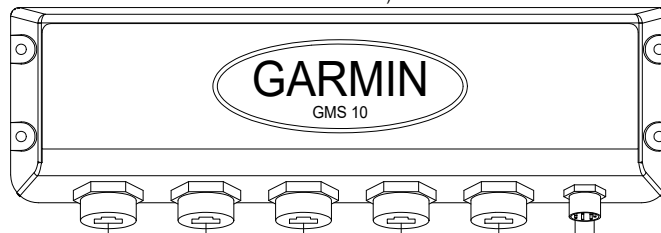
FUSE BLOCK
(PORT SIDE
LEANING POST)



ISOLATION
COUPLER



GMS 10 NETWORK
PORT EXPANDER
(LOCATED UNDER PORT
DASH PANEL)



LINK

SONAR
MODULE

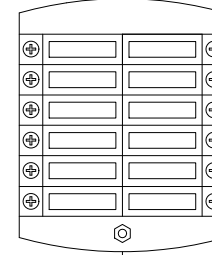
GYRO

WDU

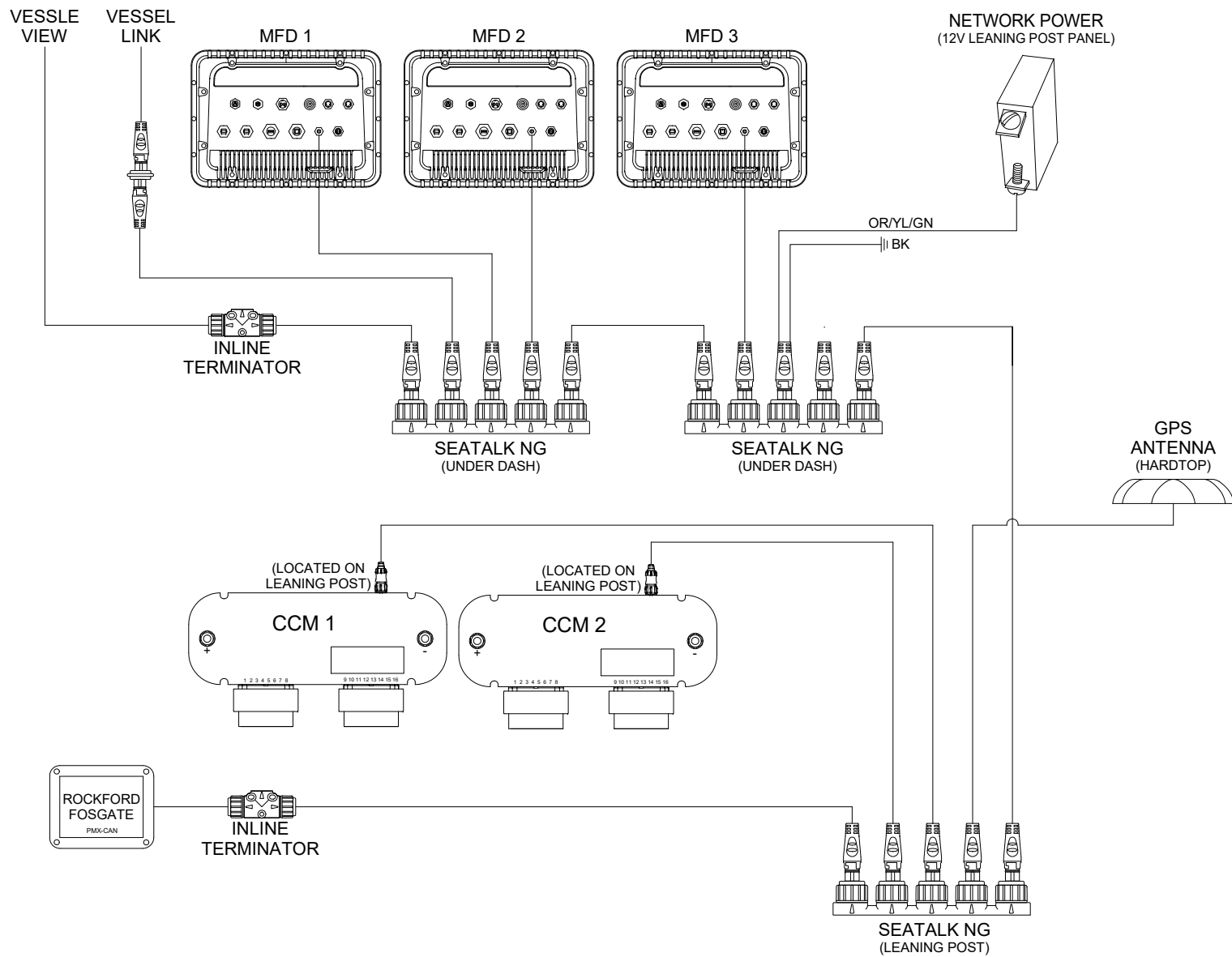
SHDOW
CASTER

OR/YL/BN
IBK

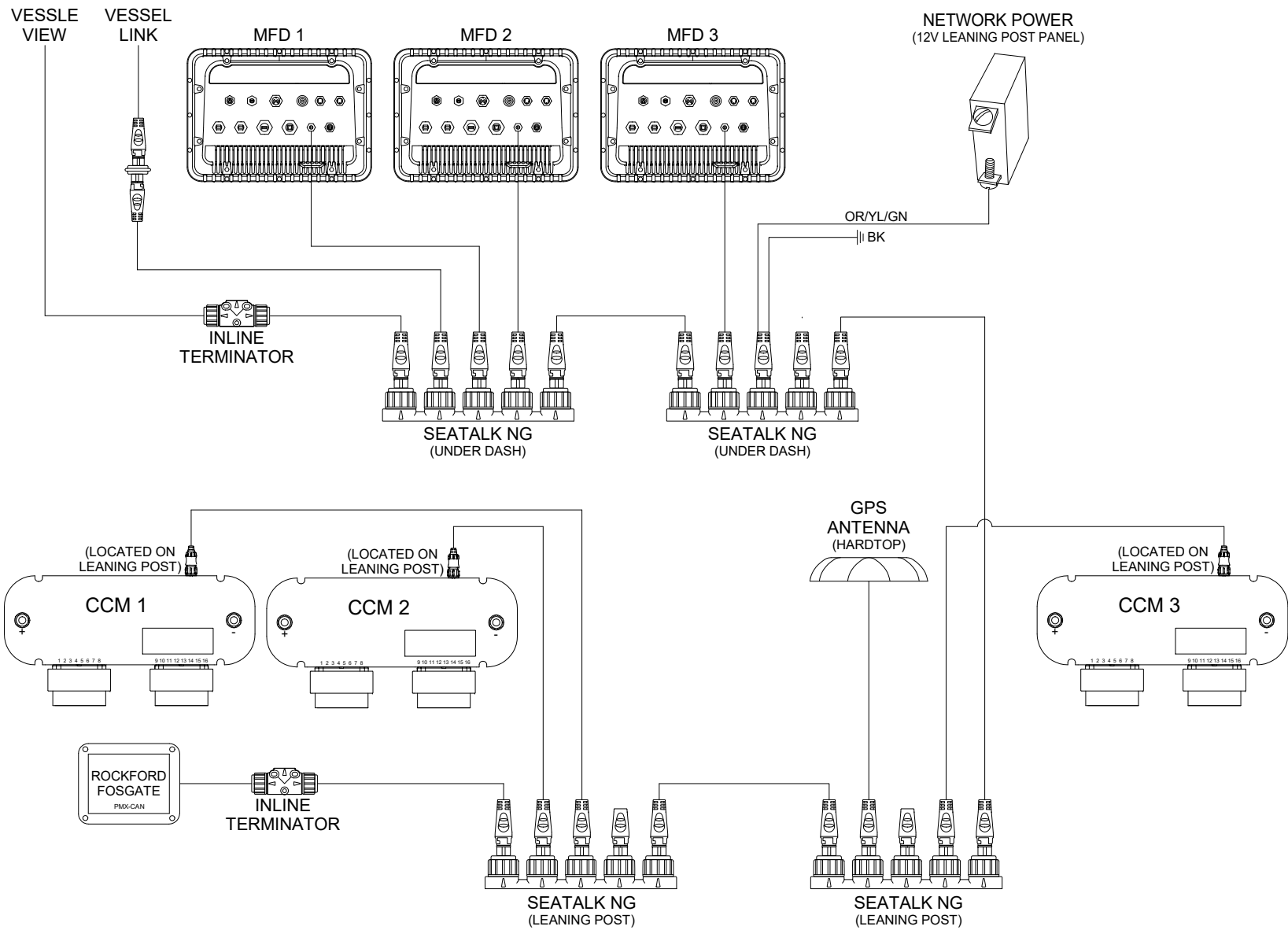
FUSE BLOCK
(PORT SIDE
LEANING POST)



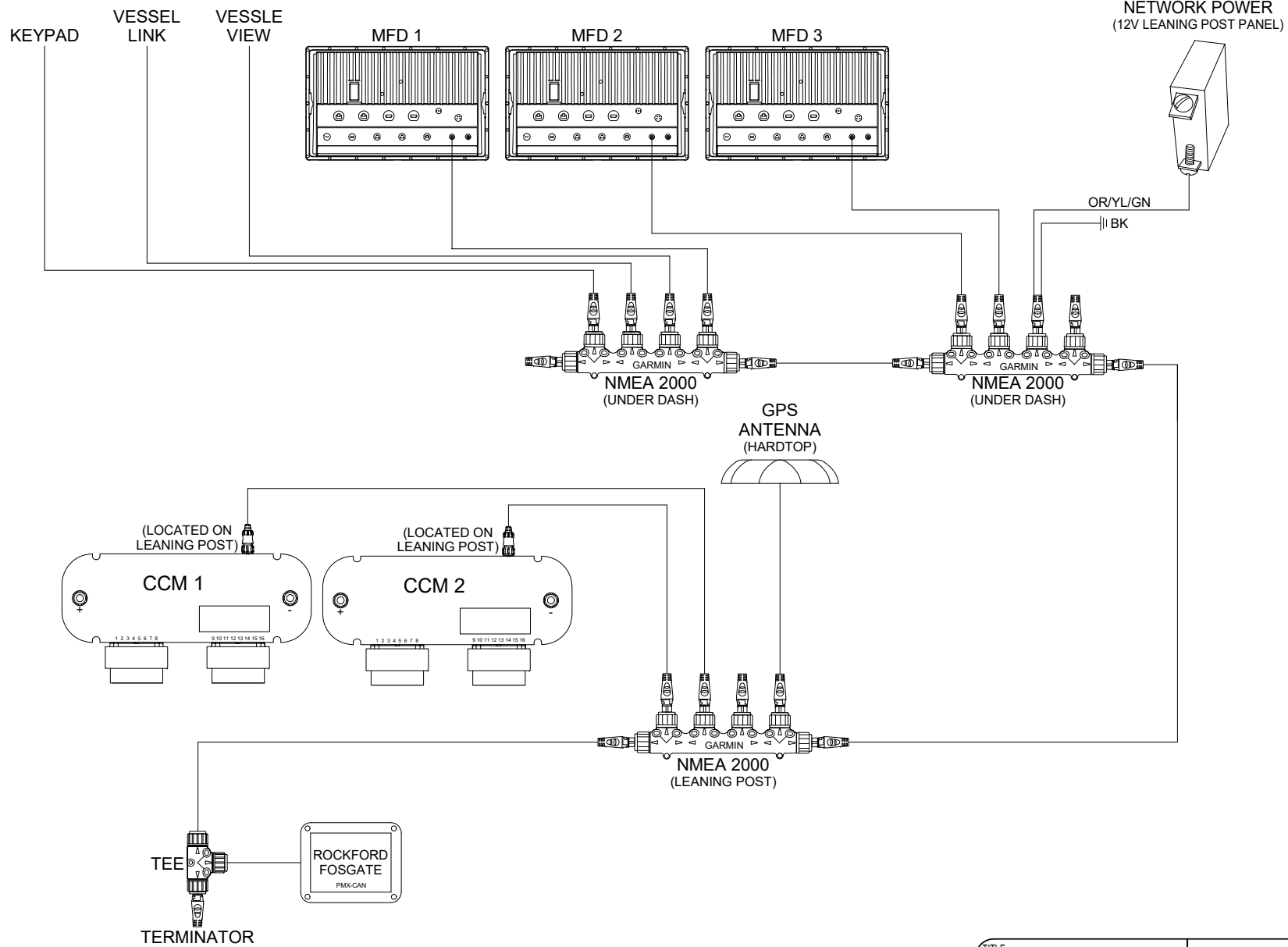
TITLE:	GARMIN HIGH SPEED SWITCHES	THUNDERBIRD PRODUCTS
MOD.:	387CC	P.O. BOX 1003
DR BY:	CJS	DECATUR IN., 46733
NO.:	95	DATE: 7/25/23
		(260) 724-9111



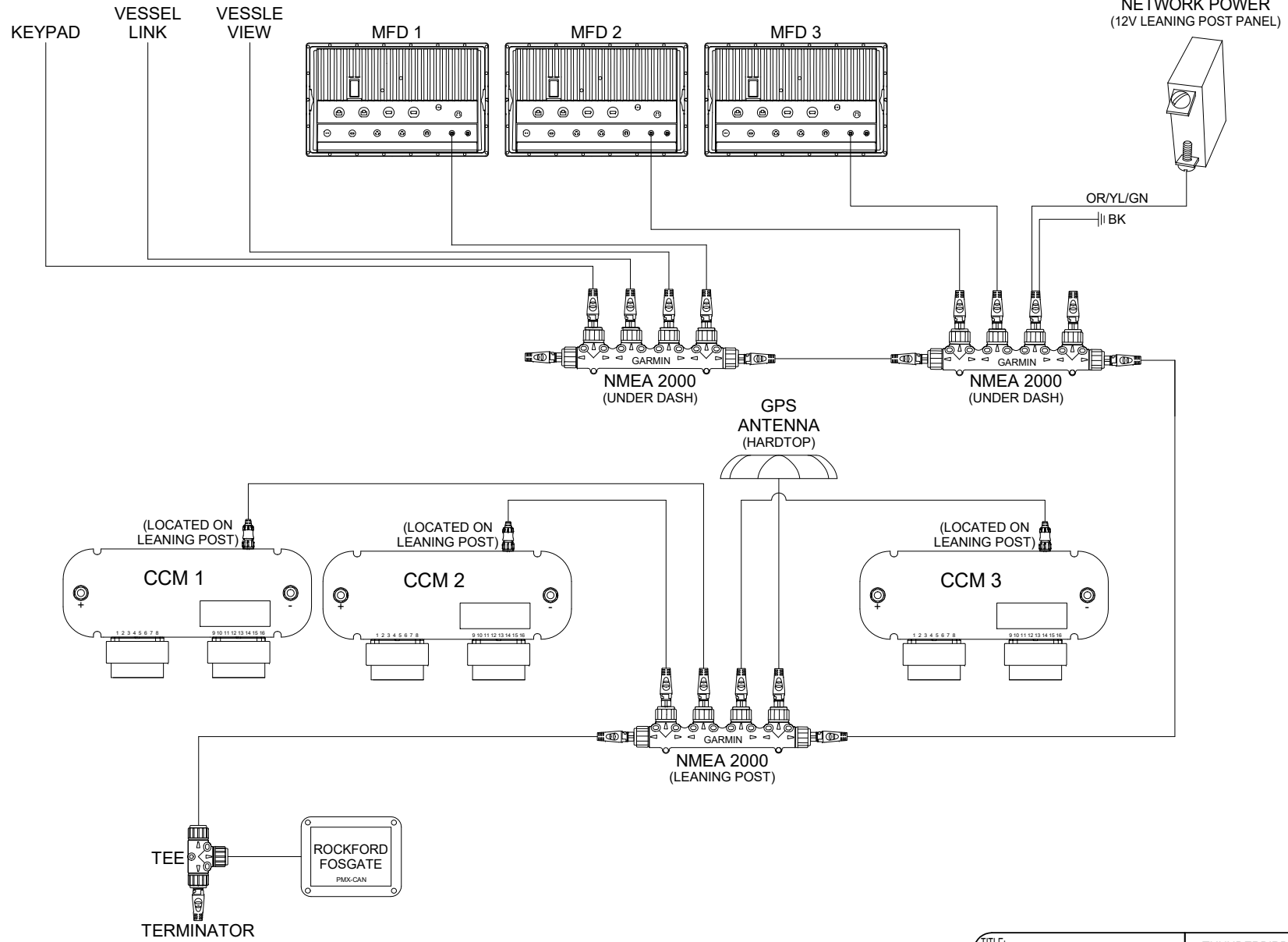
TITLE: RAYMARINE NETWORK SPORT		THUNDERBIRD PRODUCTS
MOD.: 387CC		P.O. BOX 1003
DR BY: CJS	NO.: 96	DECATUR IN., 46733
DATE: 7/25/23		(260) 724-9111



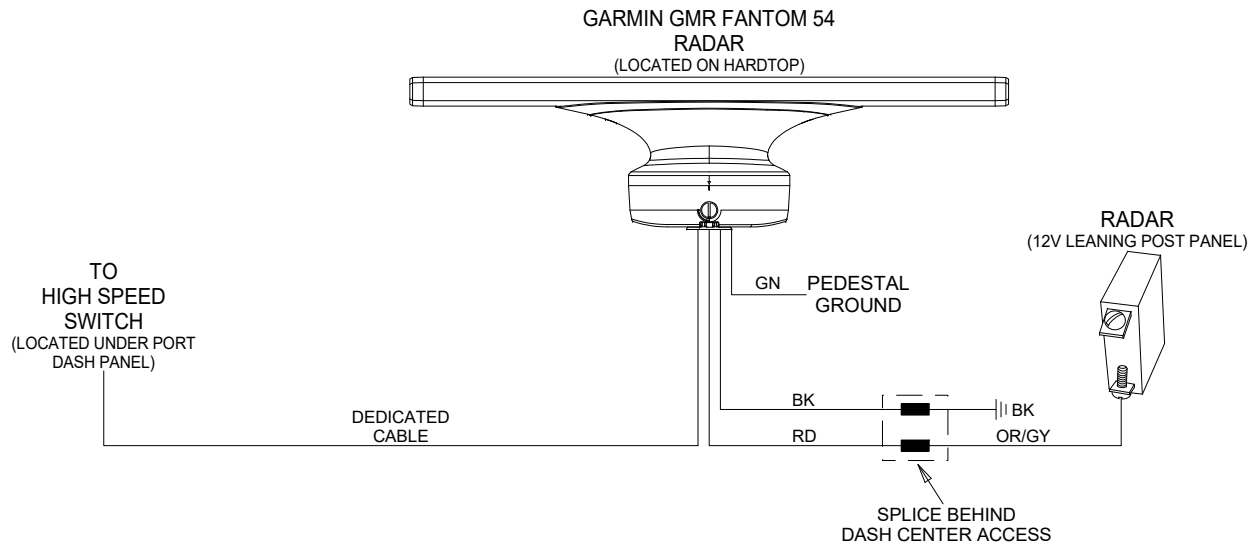
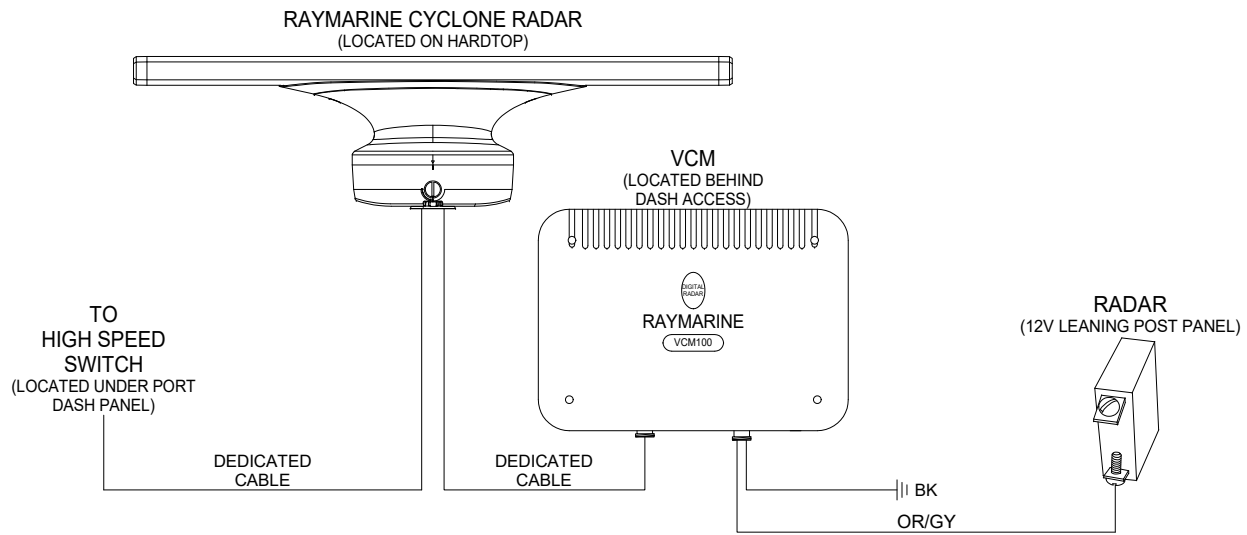
TITLE: RAYMARINE NETWORK FISH		THUNDERBIRD PRODUCTS
MOD.: 387CC		P.O. BOX 1003
DR BY: CJS	NO.: 97	DECATUR IN., 46733
DATE: 7/25/23		(260) 724-9111



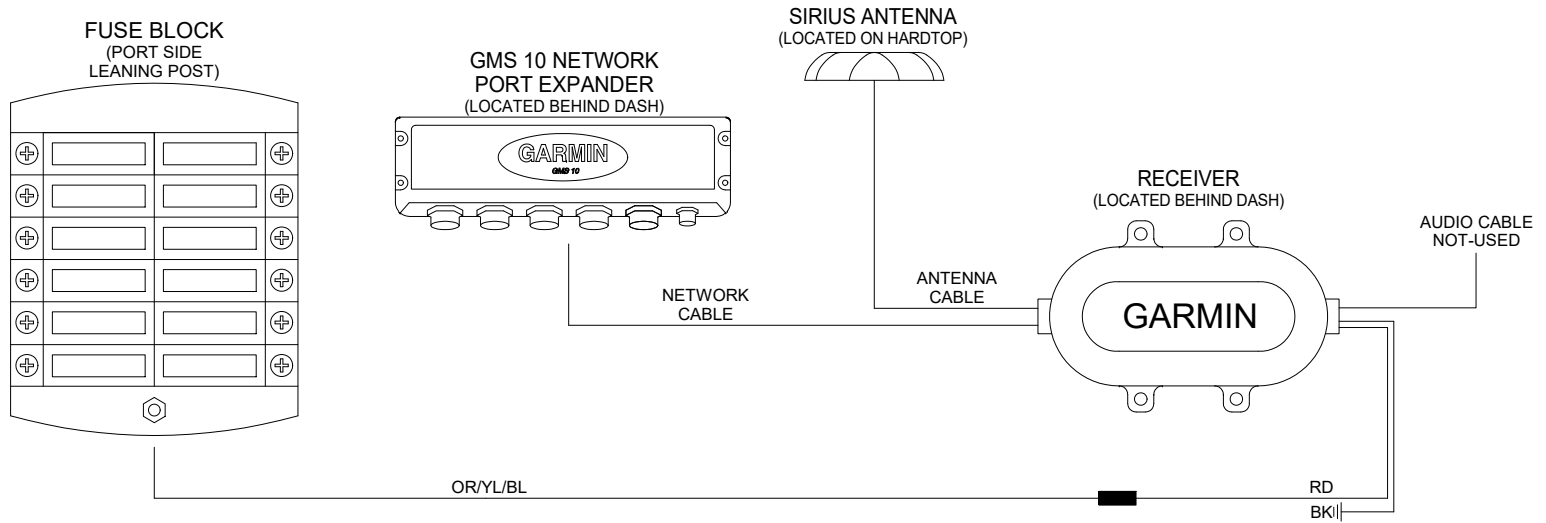
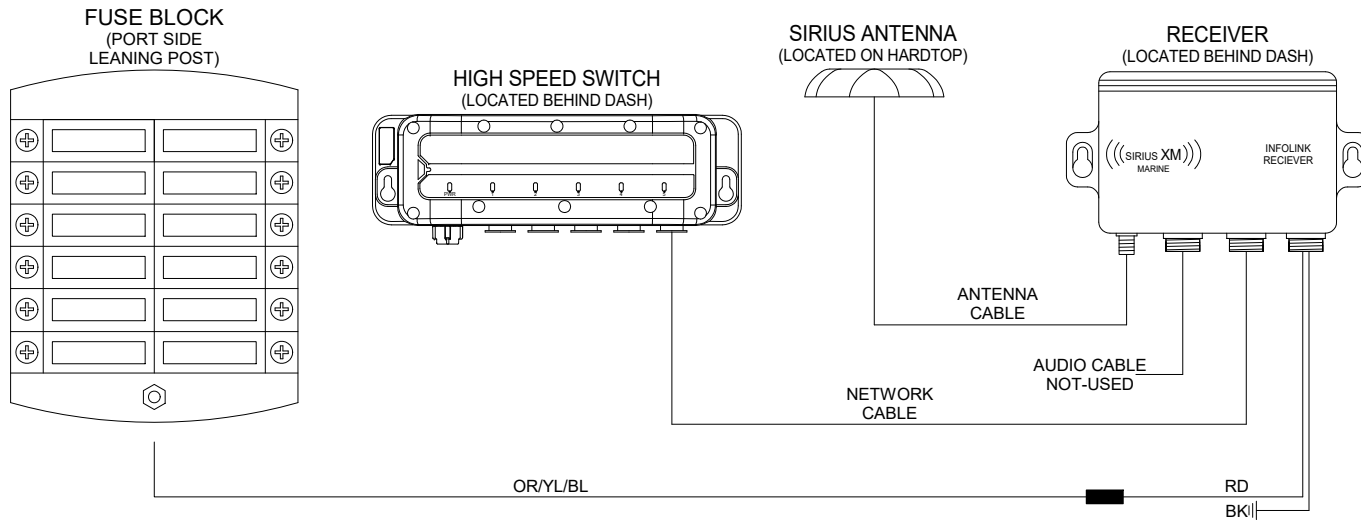
TITLE:	GARMIN NETWORK SPORT		THUNDERBIRD PRODUCTS
MOD.:	387CC	DR BY: CJS	P.O. BOX 1003
NO.:	98	DATE: 7/25/23	DECATUR IN., 46733
			(260) 724-9111



TITLE:	GARMIN NETWORK FISH		THUNDERBIRD PRODUCTS
MOD.:	387CC	DR BY: CJS	P.O. BOX 1003
NO.:	99	DATE: 7/25/23	DECATUR IN., 46733
			(260) 724-9111

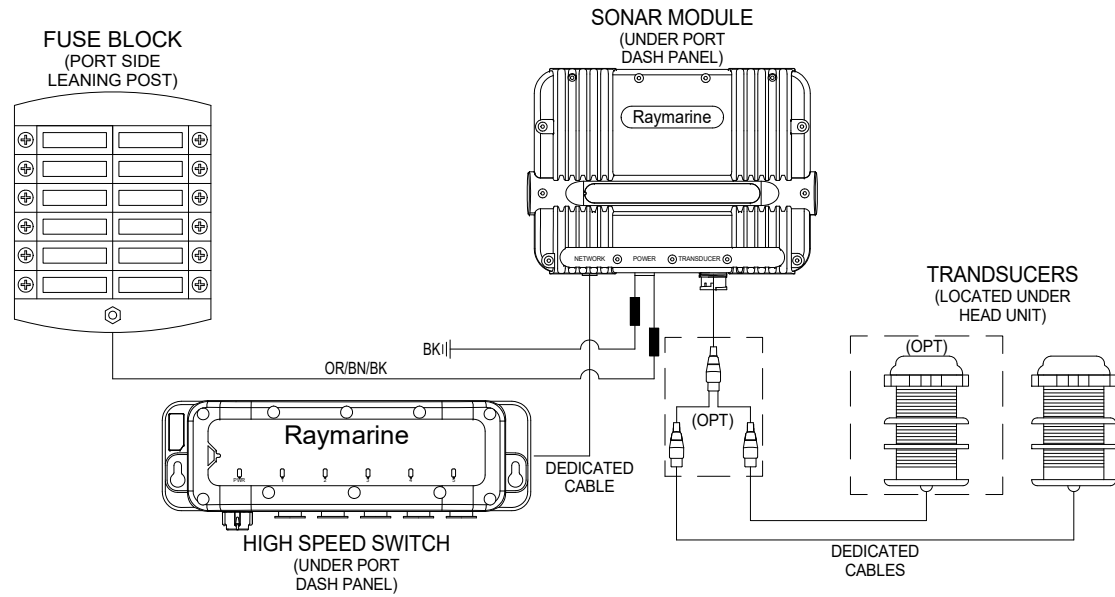


TITLE		THUNDERBIRD PRODUCTS	
RADARS		P.O. BOX 1003	
MOD.: 387CC	DR BY: CJS	DECATUR IN., 46733	
NO.: 100	DATE: 7/25/23	(260) 724-9111	

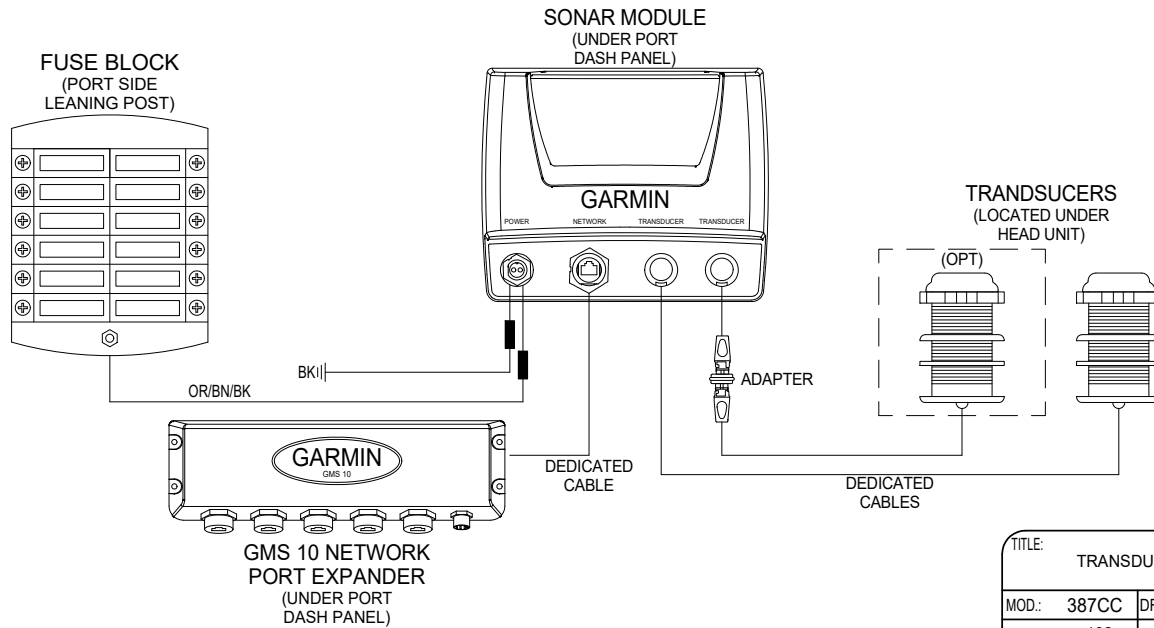


TITLE: SIRIUS WEATHER		THUNDERBIRD PRODUCTS
MOD.: 387CC		P.O. BOX 1003
DR BY: JCD	NO.: 101	DECATUR IN., 46733
DATE: 10/13/23		(260) 724-9111

RAYMARINE




GARMIN



TITLE: TRANSUCERS		THUNDERBIRD PRODUCTS	
MOD.: 387CC		P.O. BOX 1003	
DR BY: CJS		DECATUR IN., 46733	
NO.: 102		DATE: 7/25/23	
		(260) 724-9111	

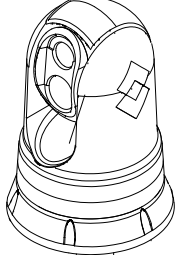
RAYMARINE

FUSE BLOCK
(PORT SIDE
LEANING POST)

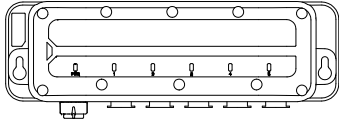


OR/GY
BK||

THERMAL CAMERA
(LOCATED ON HARDTOP)



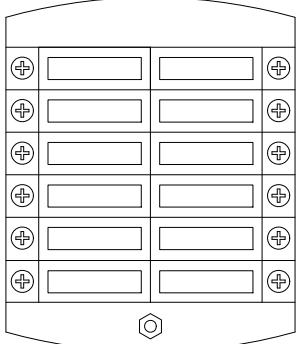
HIGH SPEED SWITCH
(LOCATED BEHIND DASH)



NETWORK CABLE

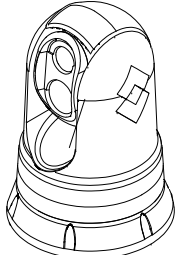
GARMIN

FUSE BLOCK
(PORT SIDE
LEANING POST)

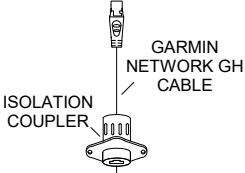


OR/GY
BK||

THERMAL CAMERA
(LOCATED ON HARDTOP)

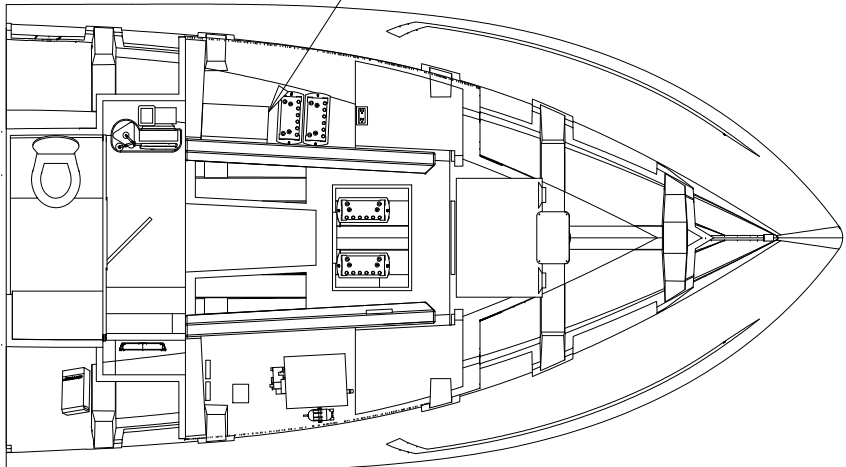
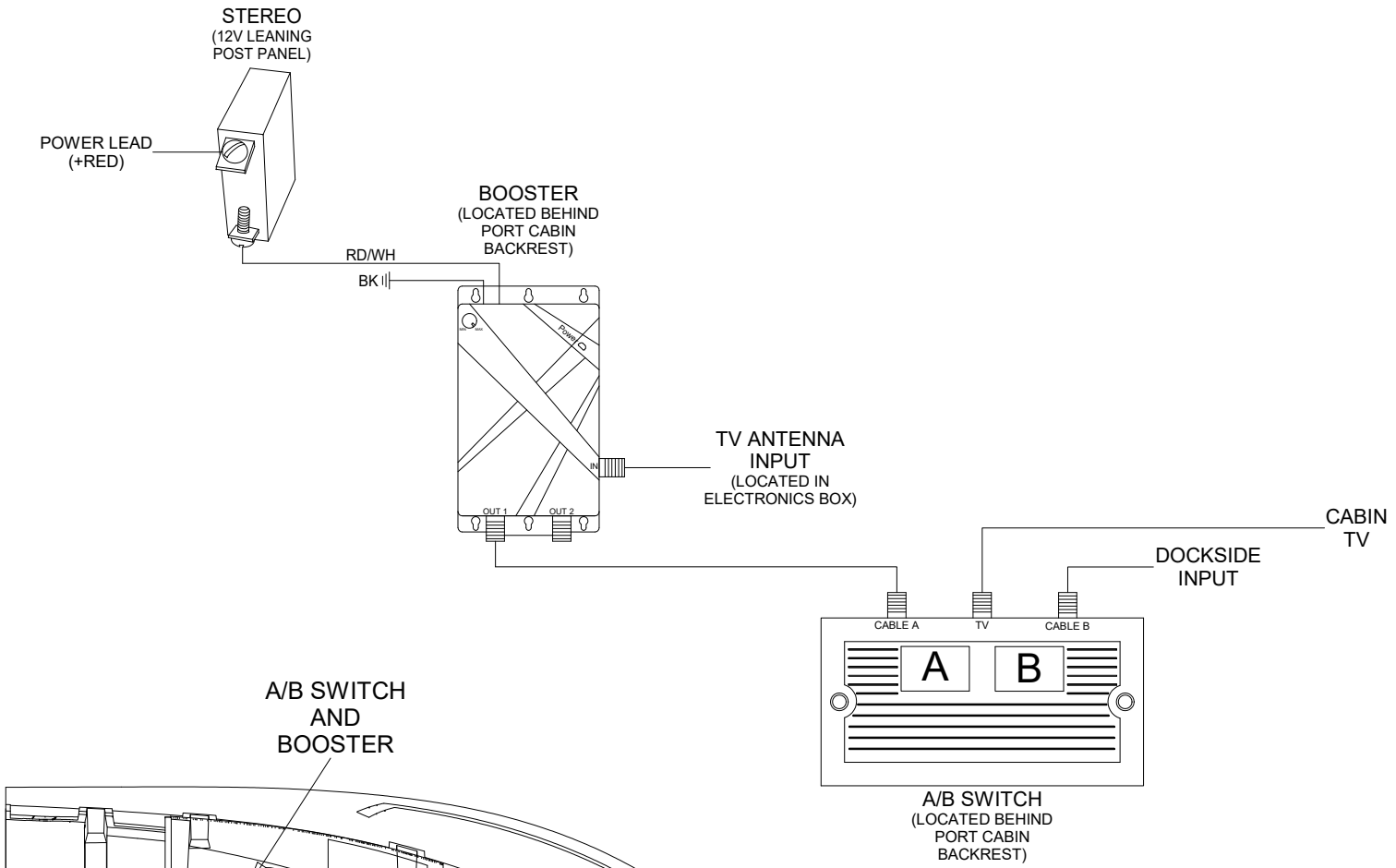


GMS 10 NETWORK
PORT EXPANDER
(LOCATED BEHIND DASH)

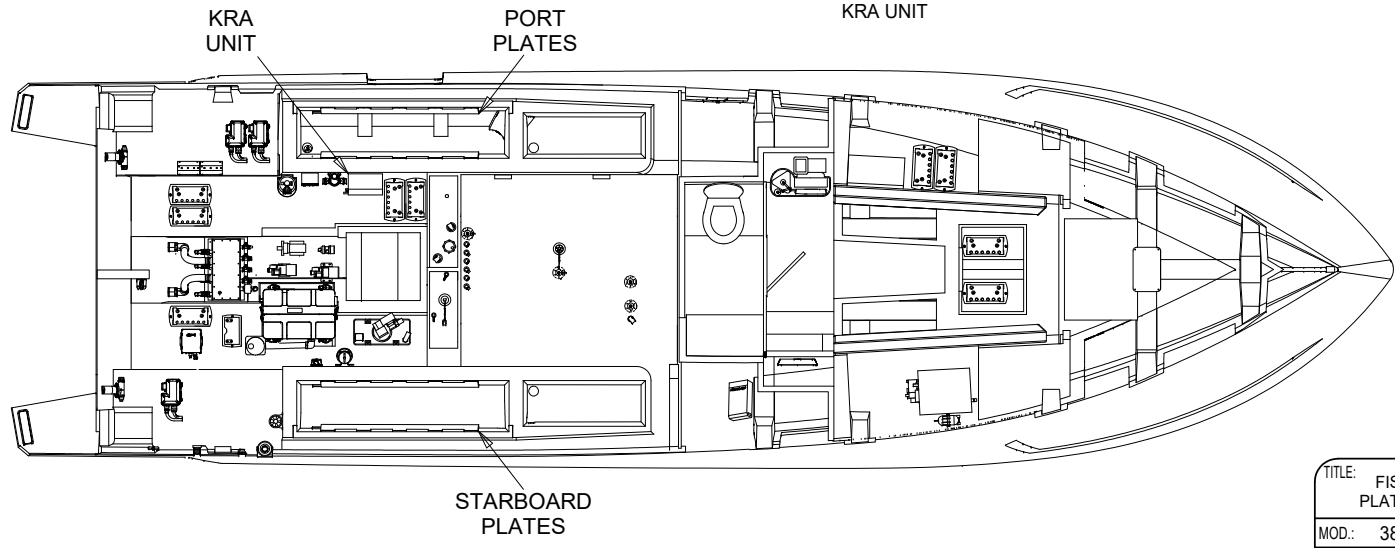
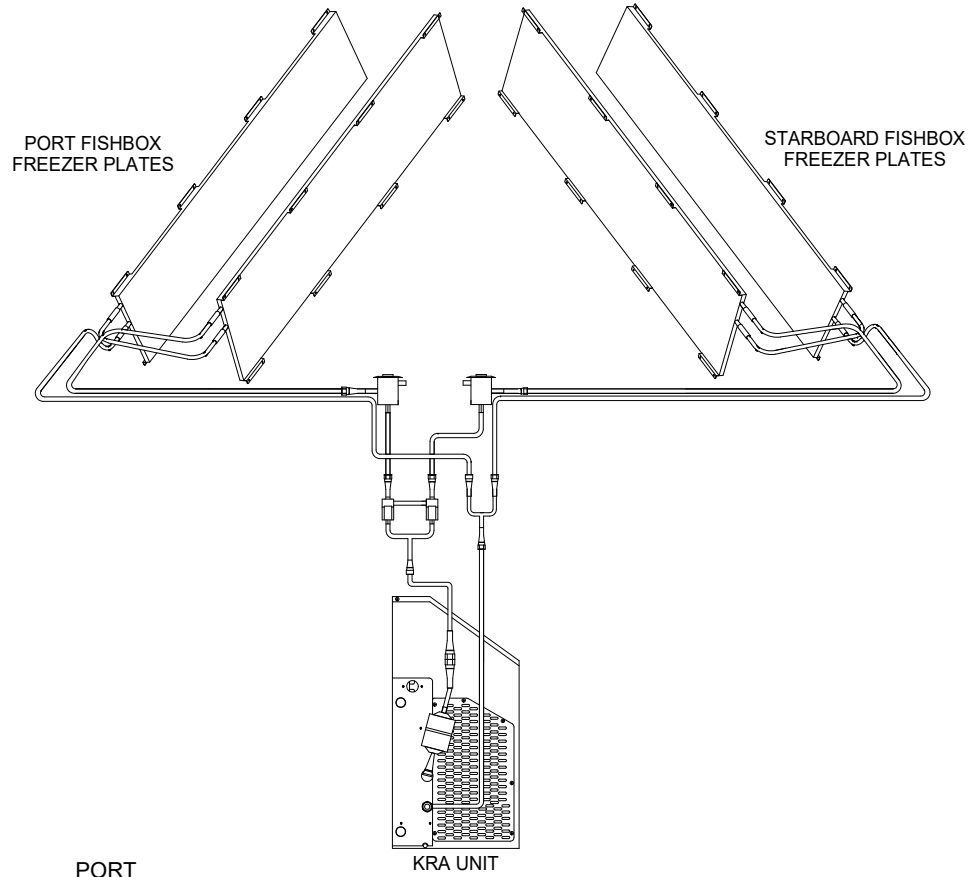


NETWORK CABLE
ADAPTER
RAYNET TO
GARMIN GH

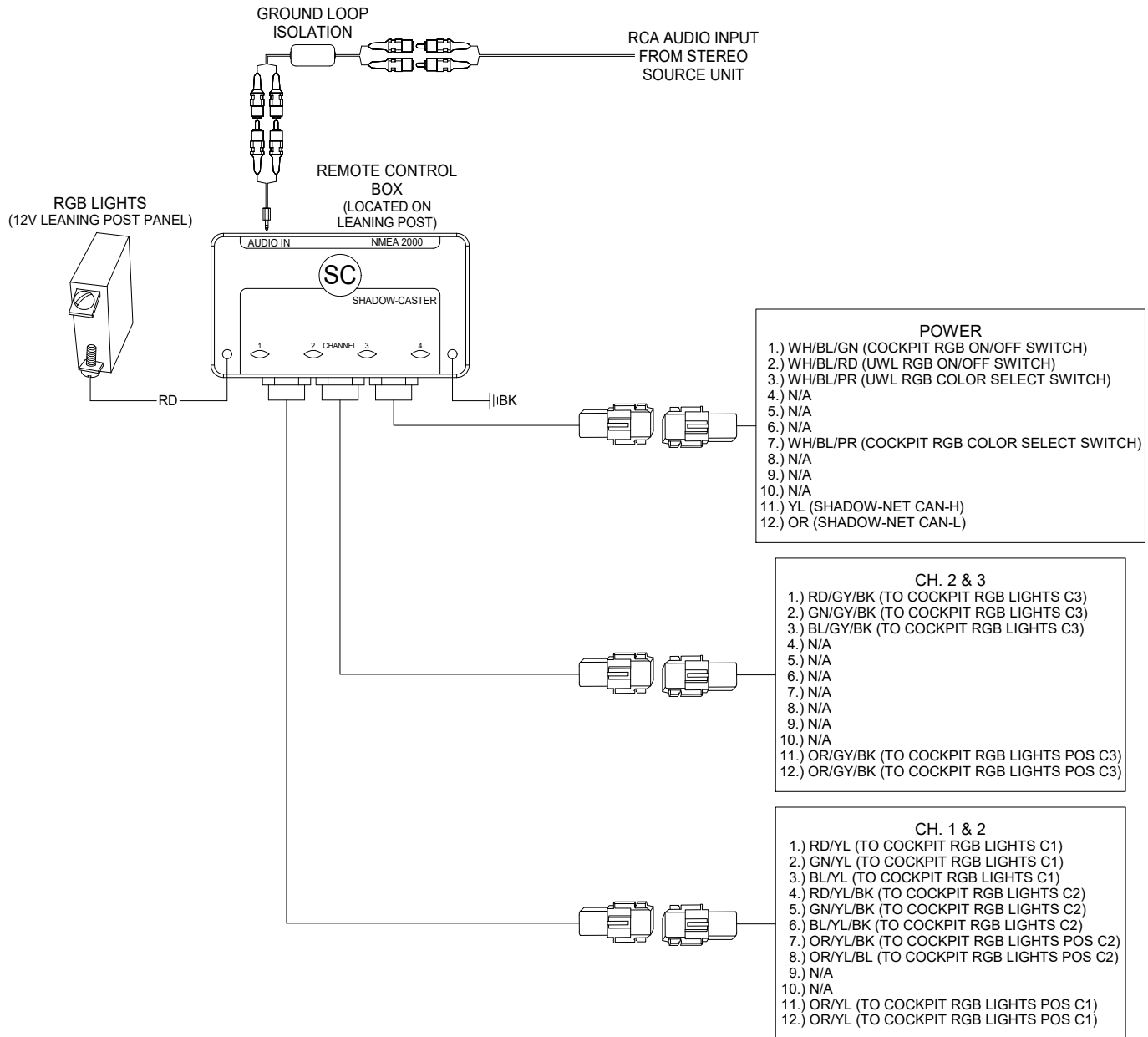
TITLE:	THERMAL CAMERA	THUNDERBIRD PRODUCTS
MOD.:	387CC	P.O. BOX 1003
NO.:	103	DECATUR IN., 46733
	DR BY: CJS	(260) 724-9111
	DATE: 7/25/23	



TITLE: COAX INPUTS		THUNDERBIRD PRODUCTS
		P.O. BOX 1003
MOD.: 387CC	DR BY: CJS	DECATUR IN., 46733
NO.: 104	DATE: 7/25/23	(260) 724-9111



TITLE: FISHBOX FREEZER PLATES AND LINESETS		THUNDERBIRD PRODUCTS
MOD.: 387CC		P.O. BOX 1003
DR BY: CJS		DECATUR IN., 46733
NO.: 105	DATE: 7/25/23	(260) 724-9111

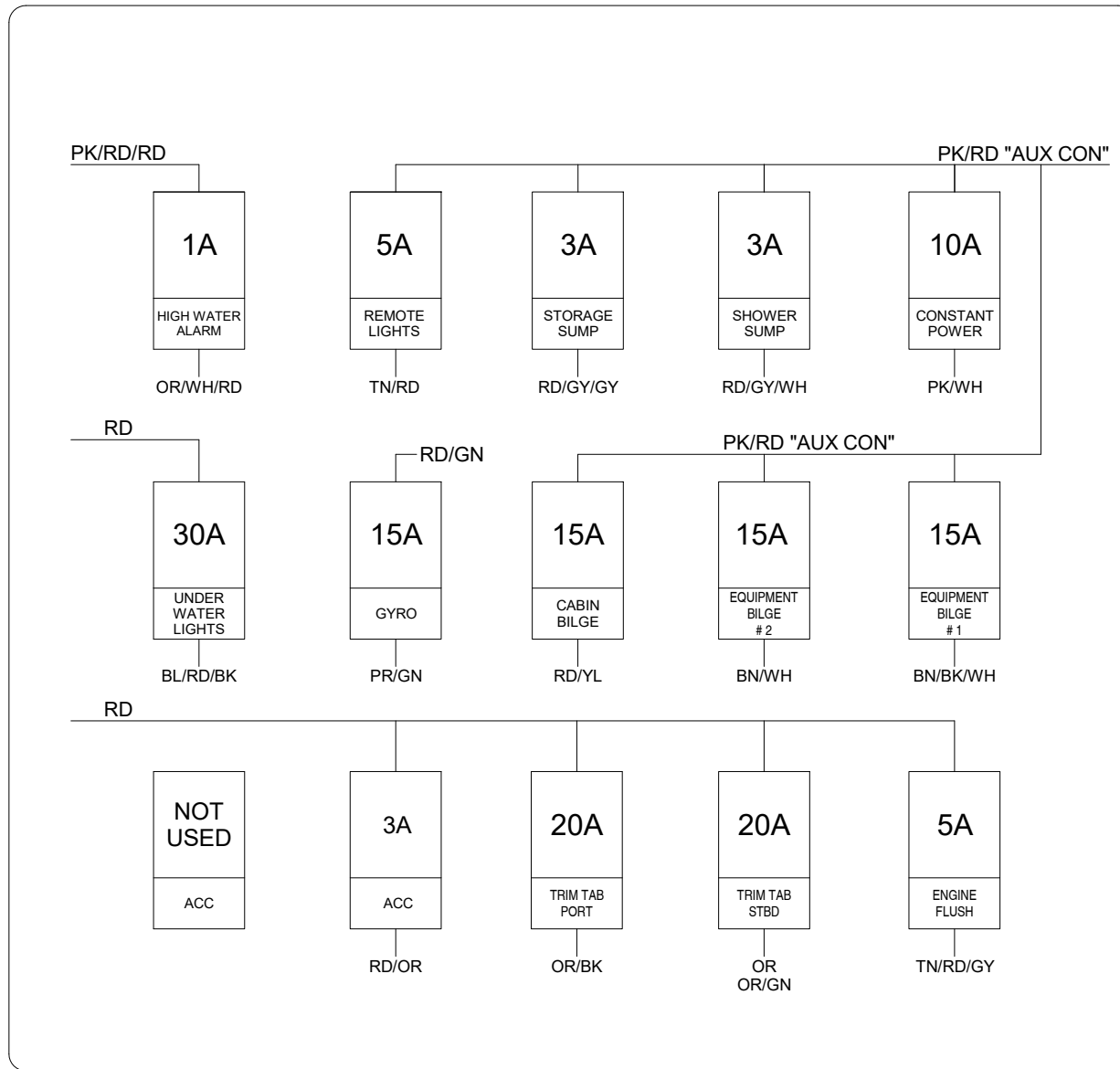


- POWER**
- 1.) WH/BL/GN (COCKPIT RGB ON/OFF SWITCH)
 - 2.) WH/BL/RD (UWL RGB ON/OFF SWITCH)
 - 3.) WH/BL/PR (UWL RGB COLOR SELECT SWITCH)
 - 4.) N/A
 - 5.) N/A
 - 6.) N/A
 - 7.) WH/BL/PR (COCKPIT RGB COLOR SELECT SWITCH)
 - 8.) N/A
 - 9.) N/A
 - 10.) N/A
 - 11.) YL (SHADOW-NET CAN-H)
 - 12.) OR (SHADOW-NET CAN-L)

- CH. 2 & 3**
- 1.) RD/GY/BK (TO COCKPIT RGB LIGHTS C3)
 - 2.) GN/GY/BK (TO COCKPIT RGB LIGHTS C3)
 - 3.) BL/GY/BK (TO COCKPIT RGB LIGHTS C3)
 - 4.) N/A
 - 5.) N/A
 - 6.) N/A
 - 7.) N/A
 - 8.) N/A
 - 9.) N/A
 - 10.) N/A
 - 11.) OR/GY/BK (TO COCKPIT RGB LIGHTS POS C3)
 - 12.) OR/GY/BK (TO COCKPIT RGB LIGHTS POS C3)

- CH. 1 & 2**
- 1.) RD/YL (TO COCKPIT RGB LIGHTS C1)
 - 2.) GN/YL (TO COCKPIT RGB LIGHTS C1)
 - 3.) BL/YL (TO COCKPIT RGB LIGHTS C1)
 - 4.) RD/YL/BK (TO COCKPIT RGB LIGHTS C2)
 - 5.) GN/YL/BK (TO COCKPIT RGB LIGHTS C2)
 - 6.) BL/YL/BK (TO COCKPIT RGB LIGHTS C2)
 - 7.) OR/YL/BK (TO COCKPIT RGB LIGHTS POS C2)
 - 8.) OR/YL/BL (TO COCKPIT RGB LIGHTS POS C2)
 - 9.) N/A
 - 10.) N/A
 - 11.) OR/YL (TO COCKPIT RGB LIGHTS POS C1)
 - 12.) OR/YL (TO COCKPIT RGB LIGHTS POS C1)

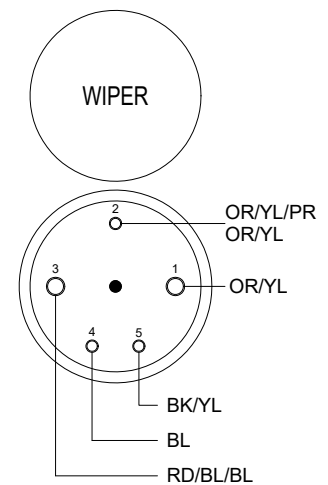
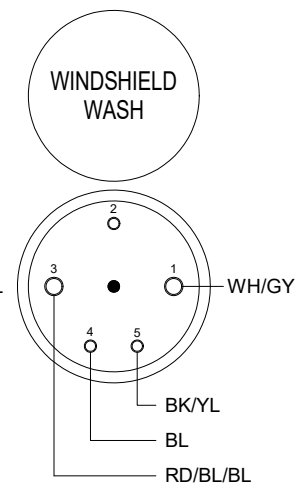
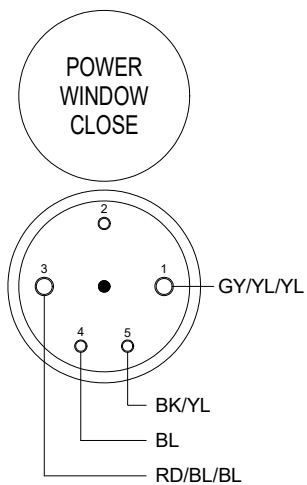
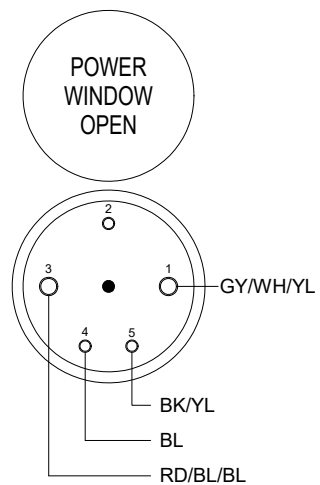
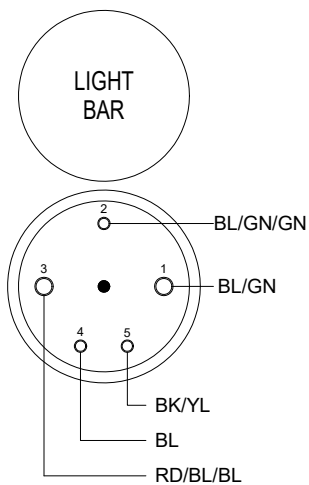
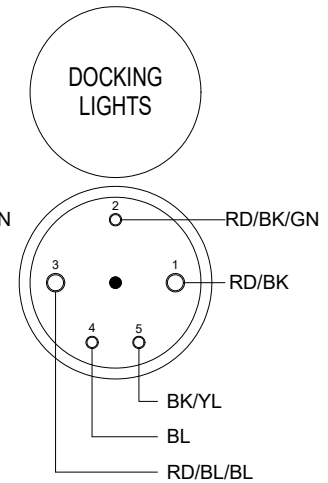
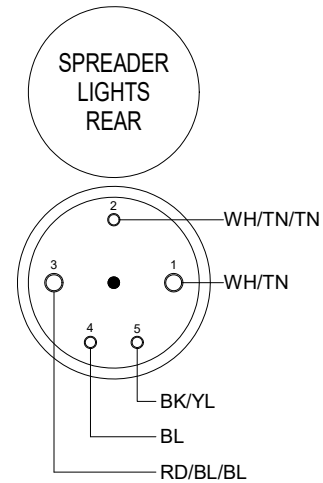
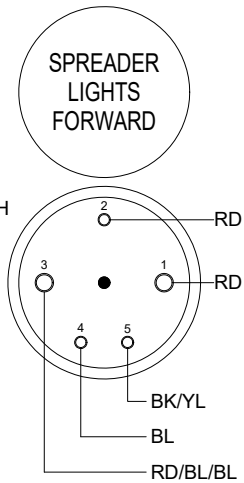
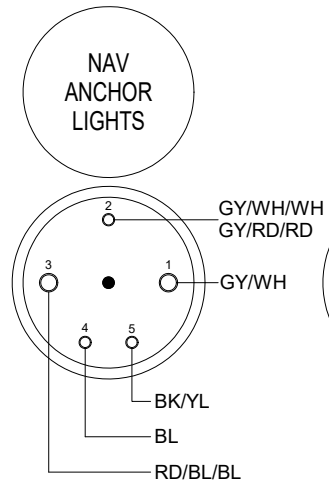
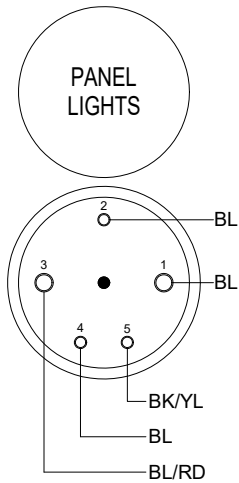
TITLE: RGB CONTROLLER		THUNDERBIRD PRODUCTS
		P.O. BOX 1003
MOD.: 387CC	DR BY: CJS	DECATUR IN., 46733
NO.: 106	DATE: 7/25/23	(260) 724-9111



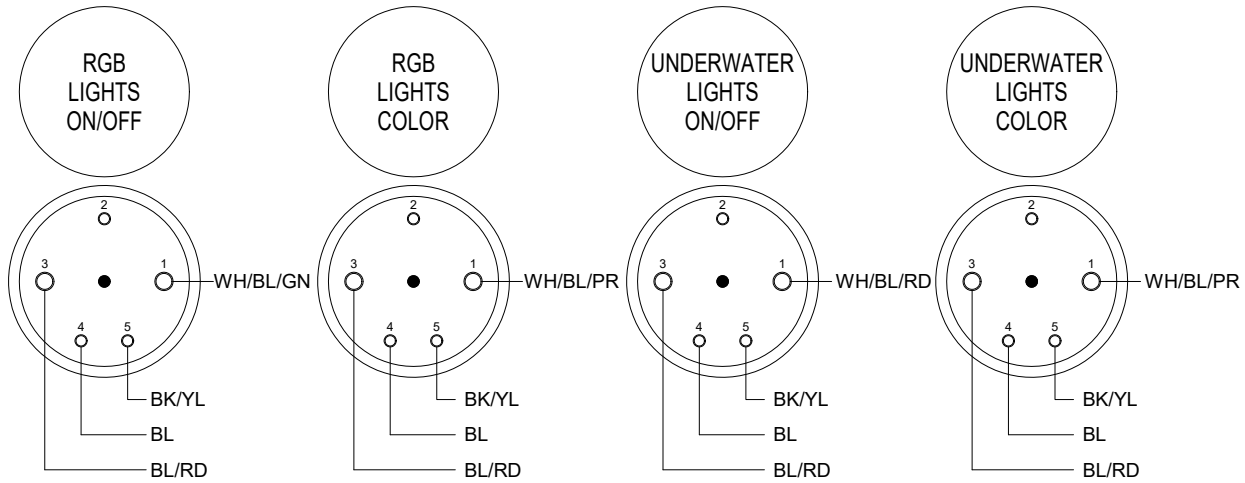
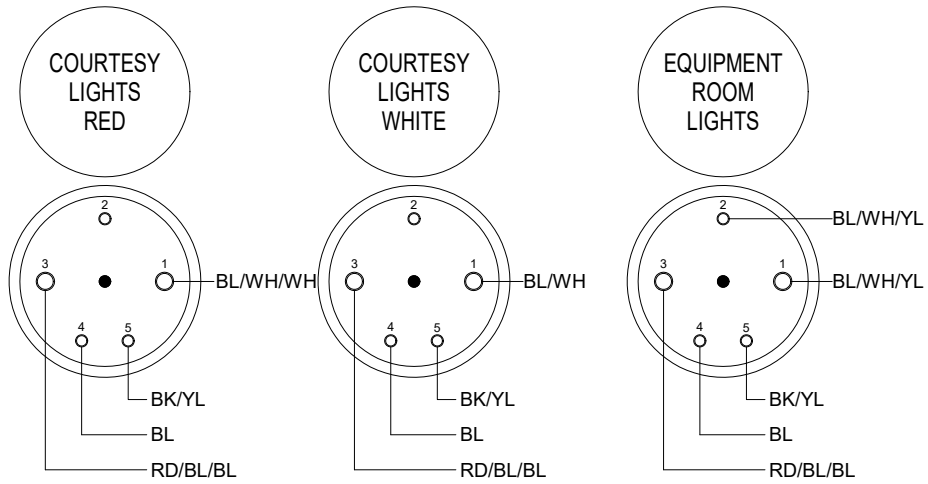
REAR VIEW
(LOCATED PORT SIDE
EQUIPMENT ROOM)

NOTE: BREAKER SIZE SUBJECT TO
CHANGE WITHOUT NOTICE

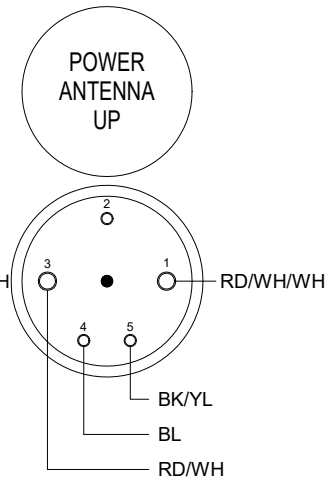
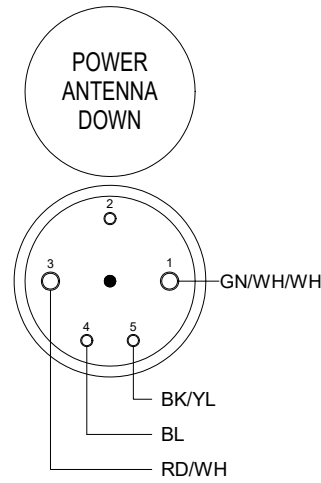
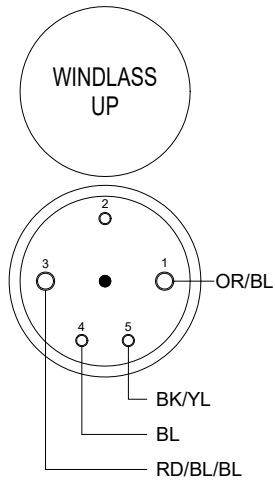
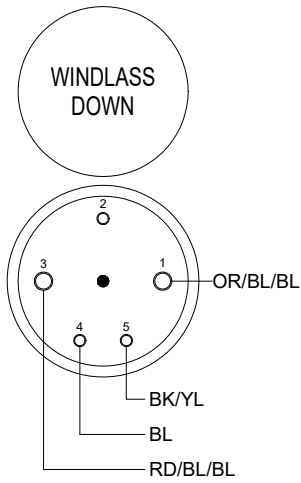
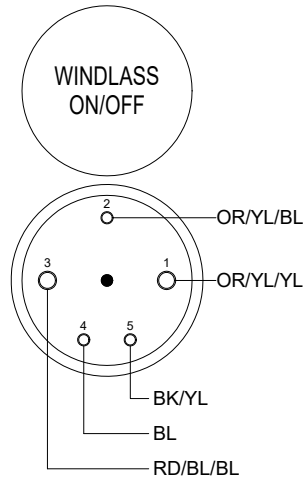
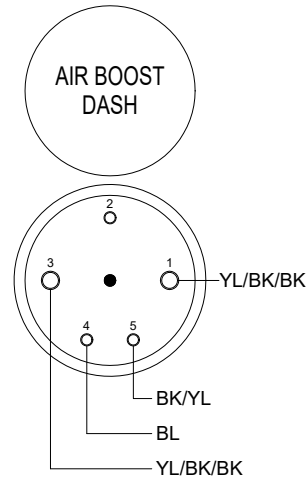
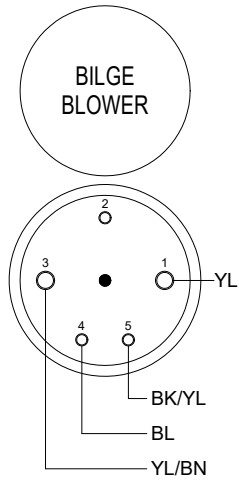
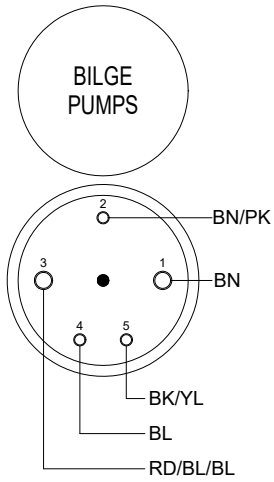
TITLE: AFT BREAKER		THUNDERBIRD PRODUCTS
		P.O. BOX 1003
MOD.: 387CC	DR BY: CJS	DECATUR IN., 46733
NO.: 107	DATE: 7/25/23	(260) 724-9111



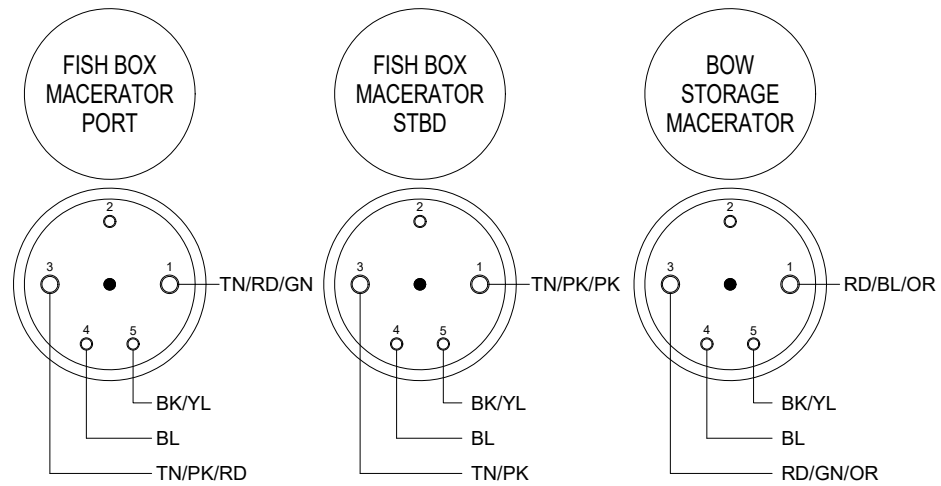
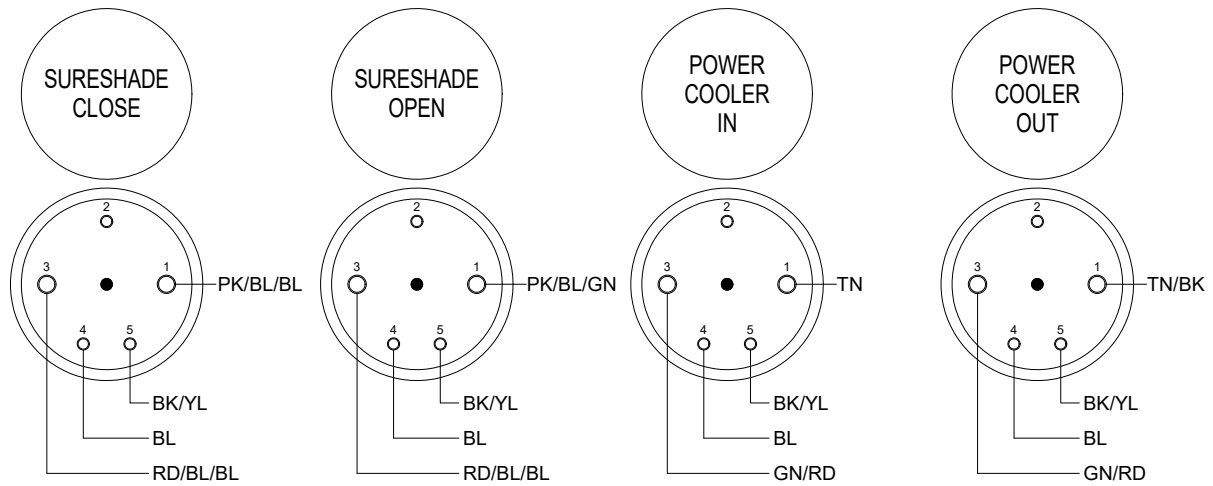
TITLE: DASH SWITCHES CENTER		THUNDERBIRD PRODUCTS
		P.O. BOX 1003
MOD.: 387CC	DR BY: CJS	DECATUR IN., 46733
NO.: 108	DATE: 7/25/23	(260) 724-9111



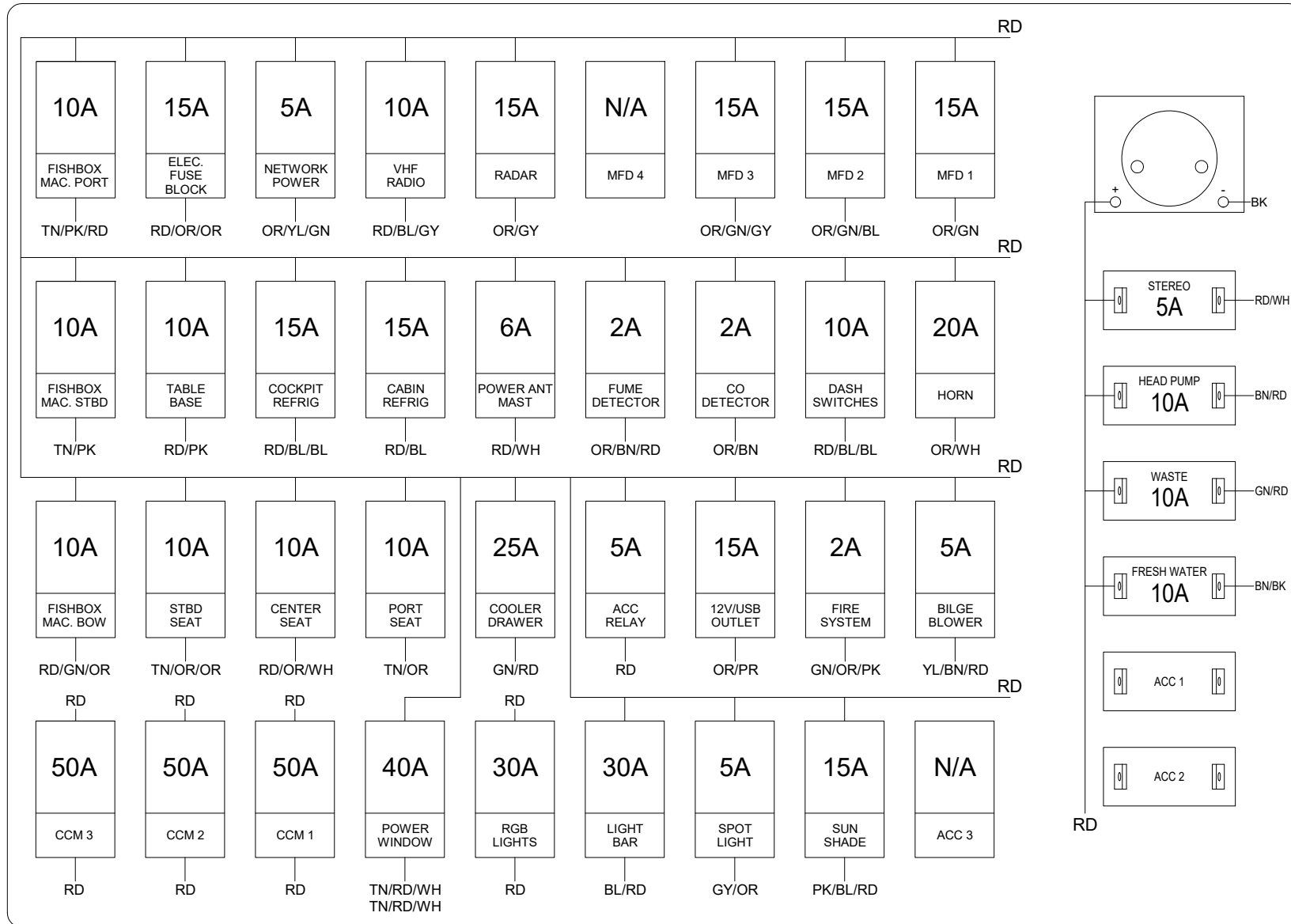
TITLE: DASH SWITCHES PORT		THUNDERBIRD PRODUCTS
		P.O. BOX 1003
MOD.: 387CC	DR BY: CJS	DECATUR IN., 46733
NO.: 109	DATE: 7/25/23	(260) 724-9111



TITLE: DASH SWITCHES STARBOARD		THUNDERBIRD PRODUCTS
MOD.: 387CC		P.O. BOX 1003
NO.: 110	DR BY: CJS	DECATUR IN., 46733
	DATE: 7/25/23	(260) 724-9111



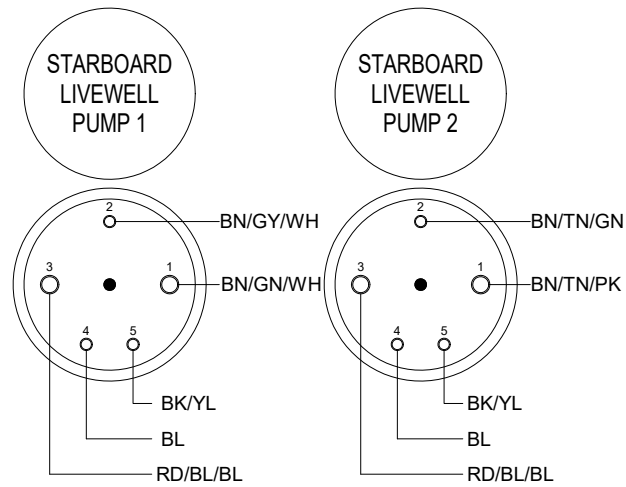
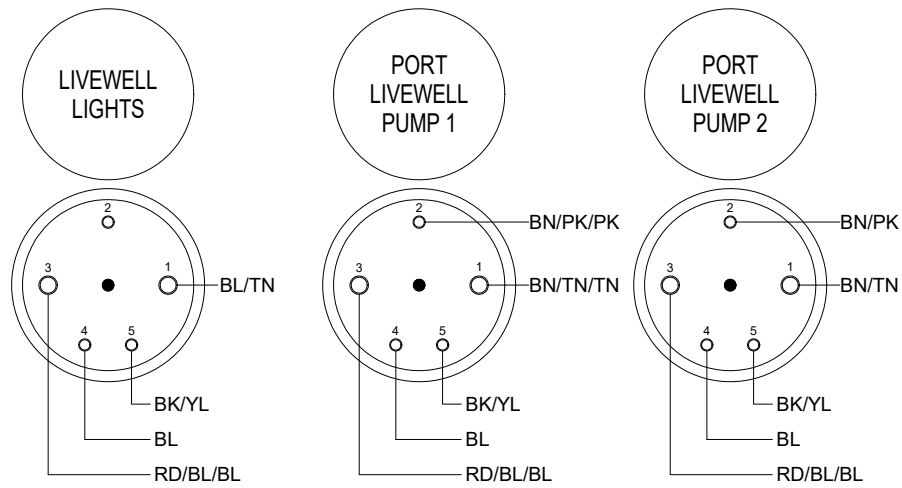
TITLE: LEANING POST SWITCHES		THUNDERBIRD PRODUCTS
		P.O. BOX 1003
MOD.: 387CC	DR BY: CJS	DECATUR IN., 46733
NO.: 111	DATE: 7/25/23	(260) 724-9111



REAR VIEW
 (LOCATED STARBOARD SIDE
 LEANING POST)

NOTE: BREAKER SIZE SUBJECT TO
 CHANGE WITHOUT NOTICE

TITLE:	LEANING POST BREAKER	THUNDERBIRD PRODUCTS
MOD.:	387CC DR BY: CJS	P.O. BOX 1003
NO.:	112 DATE: 7/25/23	DECATUR IN., 46733
		(260) 724-9111



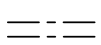
TITLE: LIVEWELL SWITCHES		THUNDERBIRD PRODUCTS
		P.O. BOX 1003
MOD.: 387CC	DR BY: CJS	DECATUR IN., 46733
NO.: 113	DATE: 7/25/23	(260) 724-9111

LEGEND

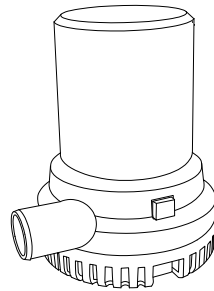
PUMP
MOTOR



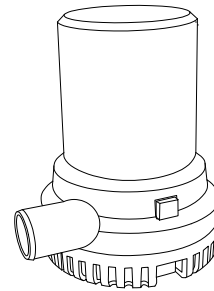
BILGE
HOSE



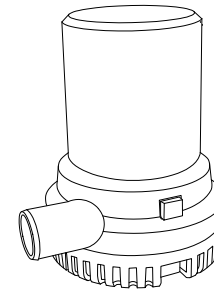
BILGE PUMP
(EQUIPMENT ROOM)



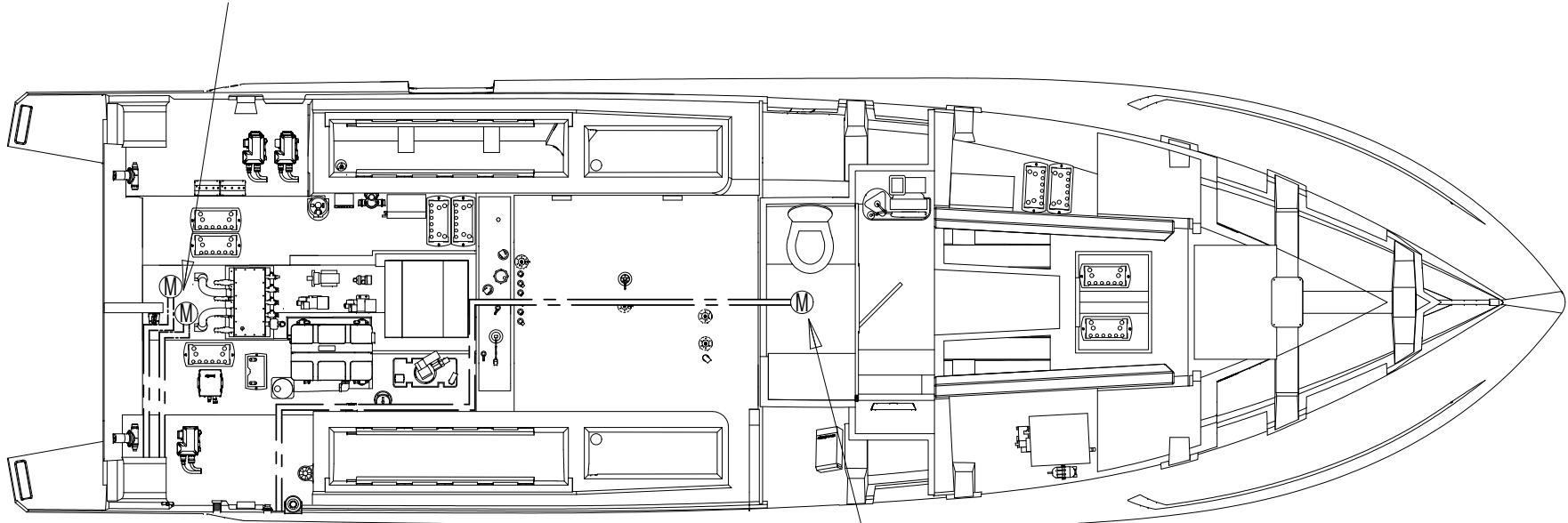
BILGE PUMP
(EQUIPMENT ROOM)



BILGE PUMP
(CABIN)

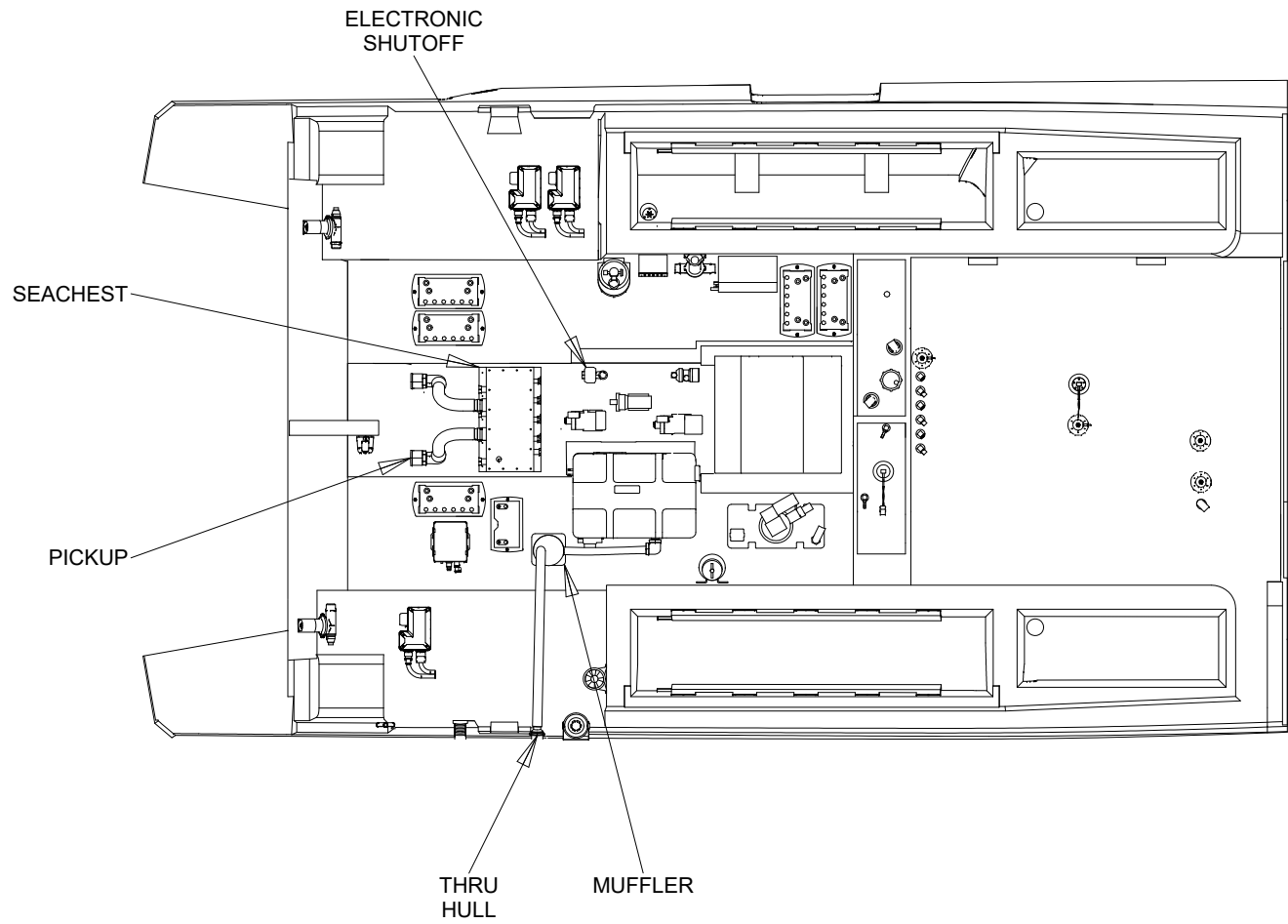


BILGE PUMPS
(EQUIPMENT ROOM)

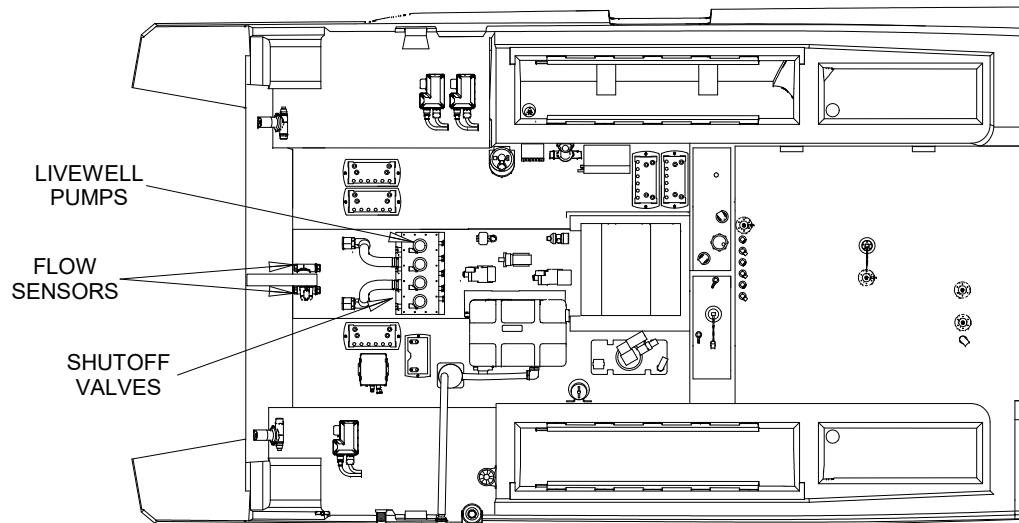
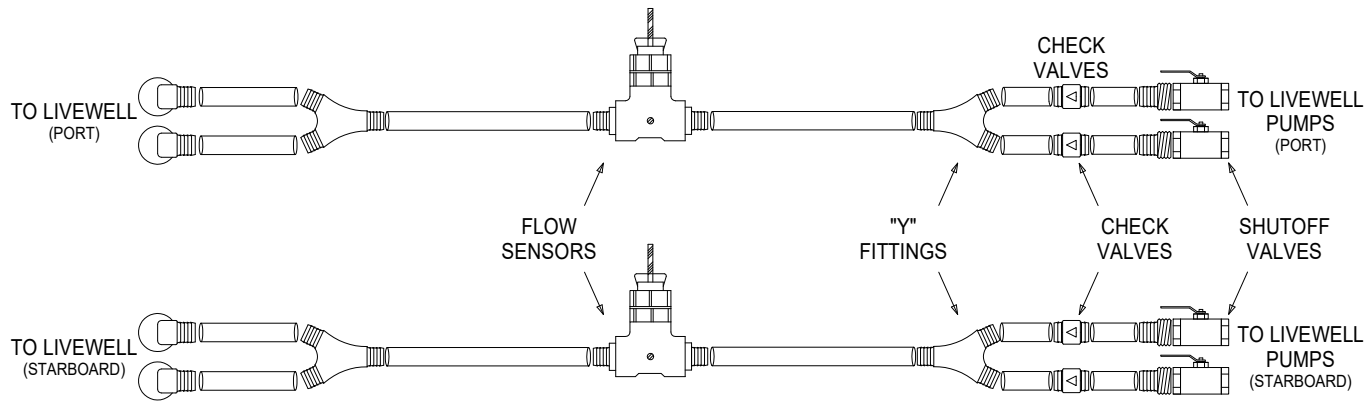


BILGE PUMP
(CABIN)

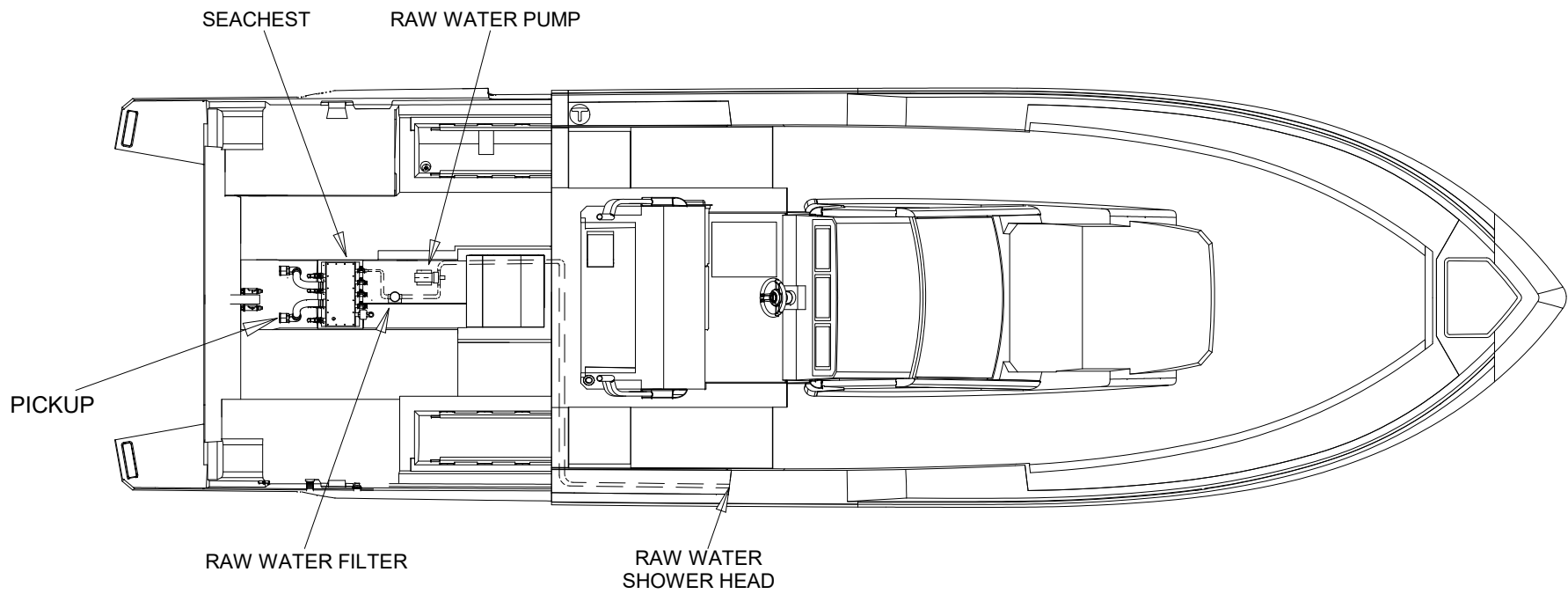
TITLE:	BILGE PUMPS		THUNDERBIRD PRODUCTS
			P.O. BOX 1003
MOD.:	387CC	DR BY:	CJS
			DECATUR IN., 46733
NO.:	114	DATE:	7/25/23
			(260) 724-9111



TITLE:	GENERATOR WET EXHAUST		THUNDERBIRD PRODUCTS
MOD.:	387CC	DR BY: CJS	P.O. BOX 1003
NO.:	115	DATE: 7/25/23	DECATUR IN., 46733
			(260) 724-9111



TITLE:	LIVEWELL PLUMBING	THUNDERBIRD PRODUCTS
MOD.:	387CC	P.O. BOX 1003
DR BY:	CJS	DECATUR IN., 46733
NO.:	116	DATE: 7/25/23
		(260) 724-9111

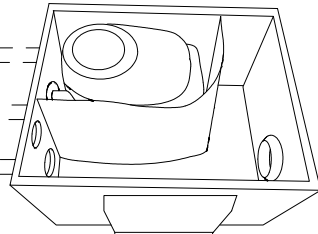


TITLE:	RAW WATER PLUMBING		THUNDERBIRD PRODUCTS
			P.O. BOX 1003
MOD.:	387CC	DR BY:	JCD
			DECATUR IN., 46733
NO.:	117	DATE:	10/24/23
			(260) 724-9111

DISCHARGE
TO MANIFOLD

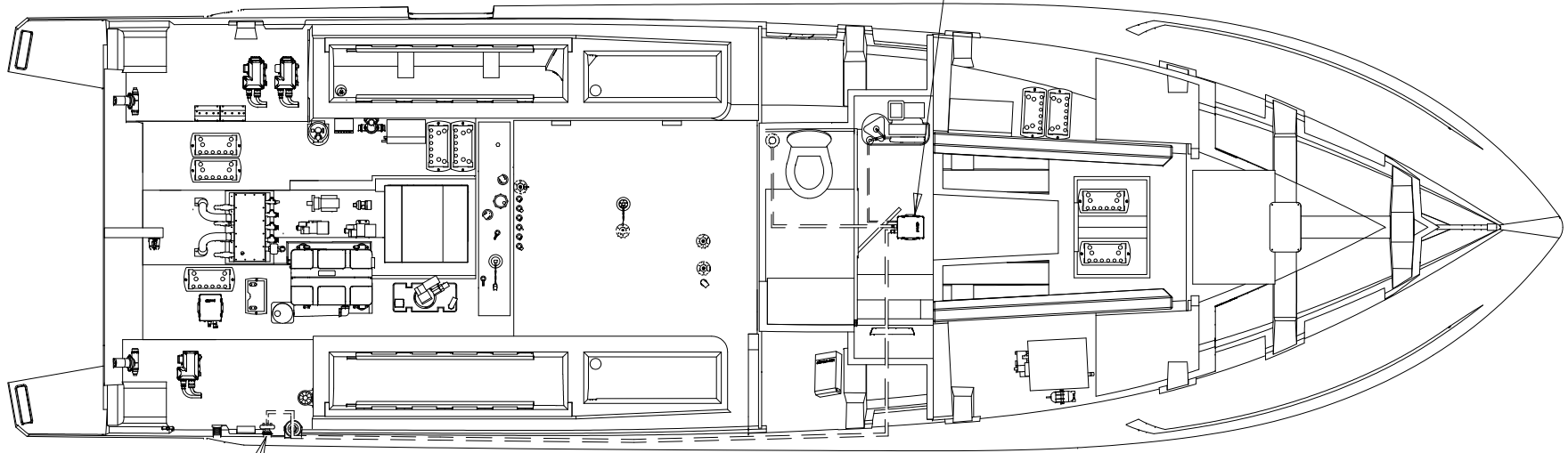
SHOWER
DRAIN

A/C
CONDENSATION



SHOWER
SUMP
(LOCATED UNDER
HEAD UNIT STEP)

SHOWER
SUMP



MANIFOLD

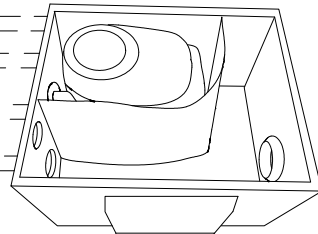
TITLE:	SHOWER SUMP	THUNDERBIRD PRODUCTS	
MOD.: 387CC	DR BY: CJS	P.O. BOX 1003	
NO.: 118	DATE: 7/25/23	DECATUR IN., 46733	
		(260) 724-9111	

DISCHARGE
TO THRU HULL

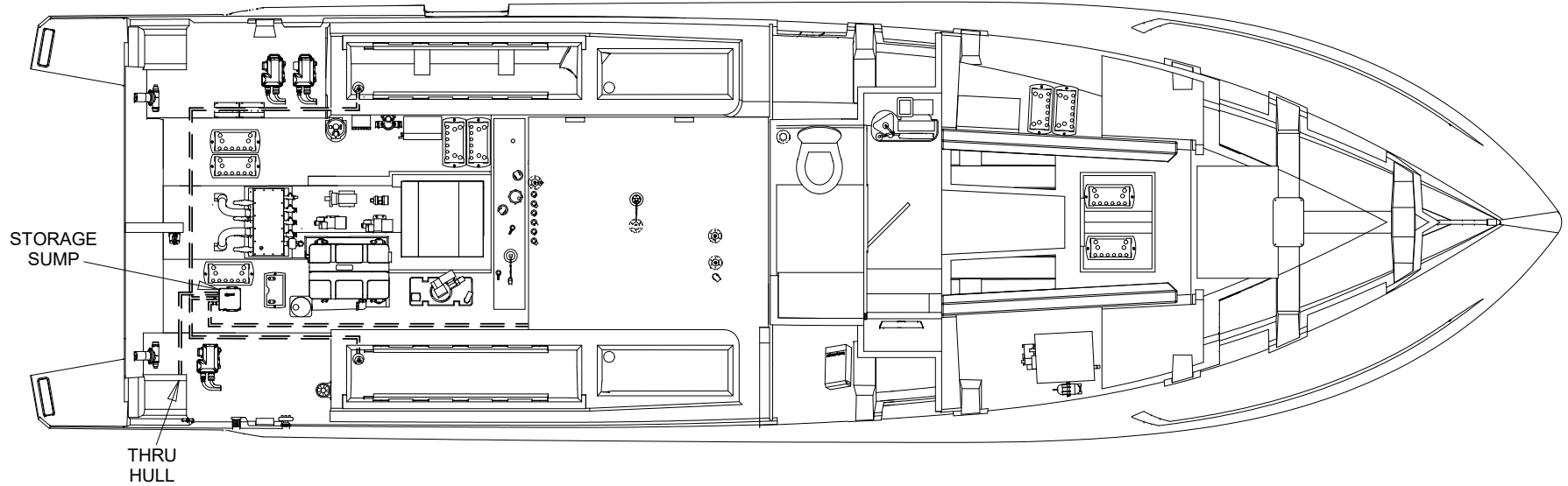
SINK
DRAIN

COCKPIT A/C
CONDENSATION

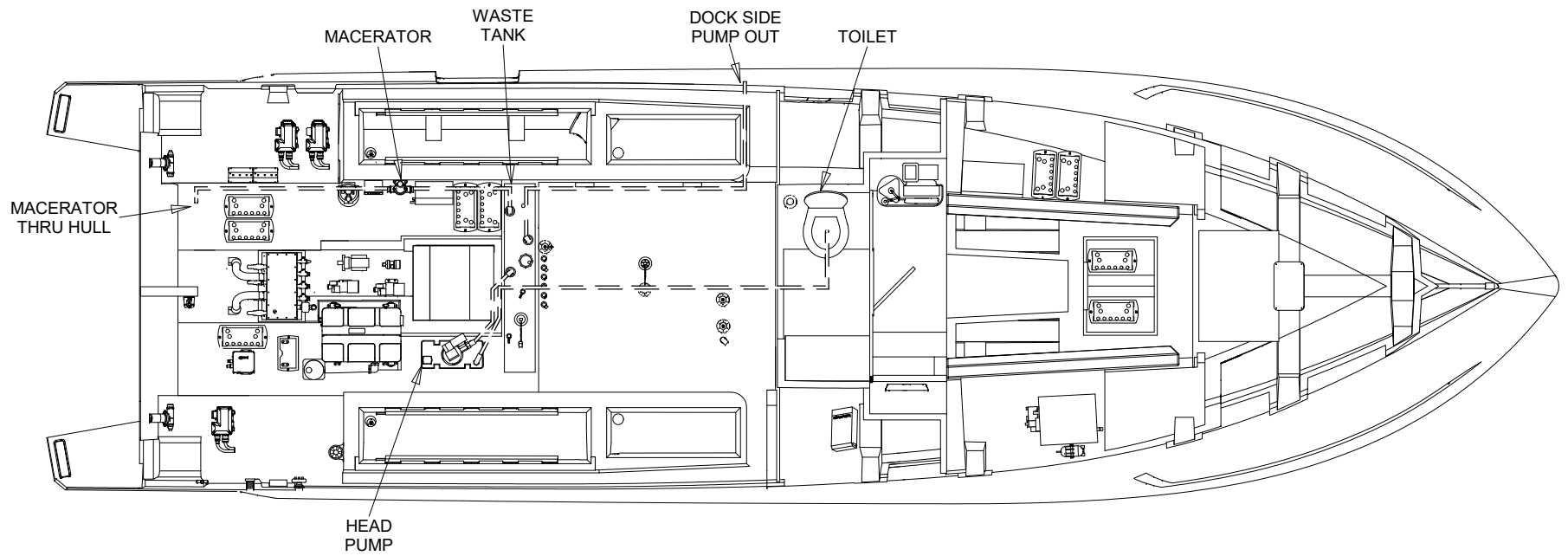
FISHBOX,
DRAINS



STORAGE
SUMP
(LOCATED
STARBOARD SIDE
EQUIPMENT ROOM)



TITLE:	STORAGE SUMP	THUNDERBIRD PRODUCTS
MOD.:	387CC	P.O. BOX 1003
DR BY:	CJS	DECATUR IN., 46733
NO.:	119	DATE: 7/25/23
		(260) 724-9111



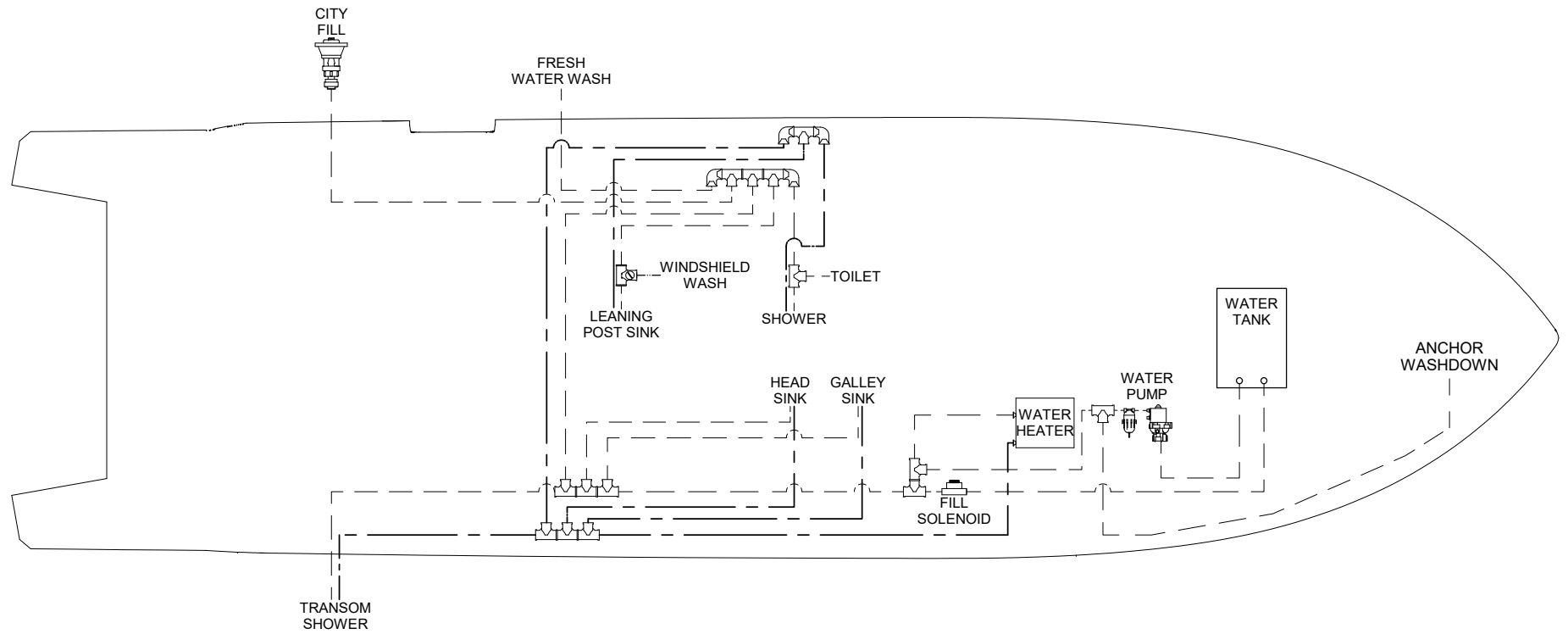
TITLE:		WASTE SYSTEM	THUNDERBIRD PRODUCTS
			P.O. BOX 1003
MOD.:	387CC	DR BY:	CJS
		DECATUR IN.,	46733
NO.:	120	DATE:	7/25/23
			(260) 724-9111

LEGEND

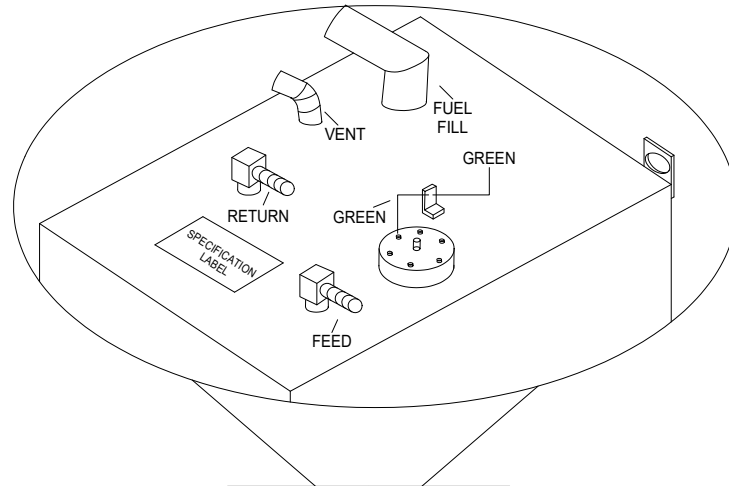
COLD WATER LINE - - - -

HOT WATER LINE - - - -

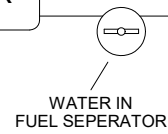
WINDSHIELD WASH - - - -



TITLE: WATER SYSTEM		THUNDERBIRD PRODUCTS
		P.O. BOX 1003
MOD.: 387CC	DR BY: CJS	DECATUR IN., 46733
NO.: 121	DATE: 7/25/23	(260) 724-9111

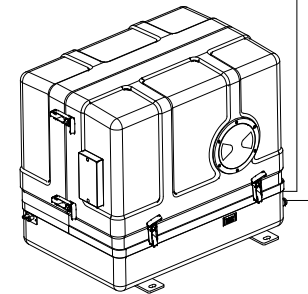


DIESEL FUEL TANK

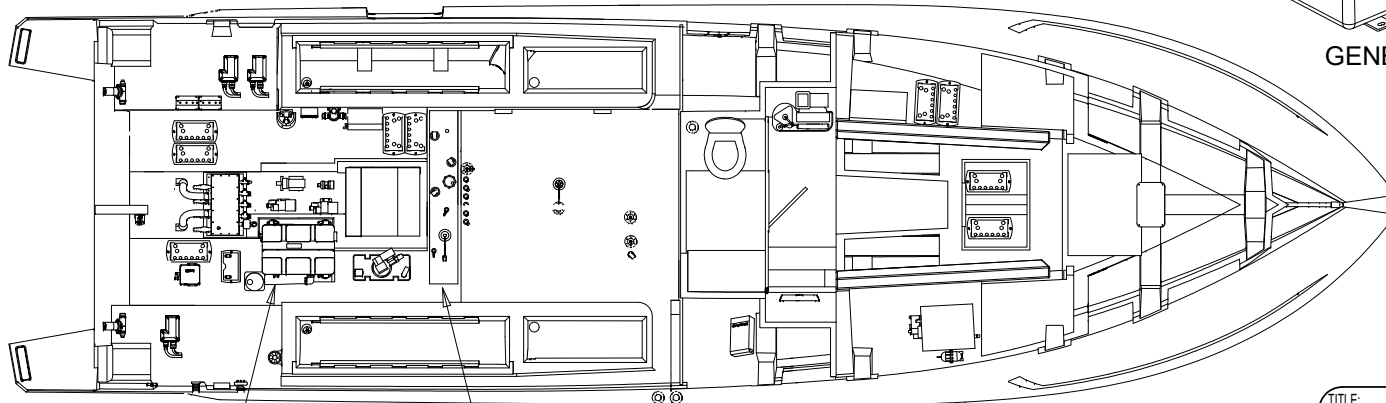


RETURN LINE

SUPPLY LINE



GENERATOR

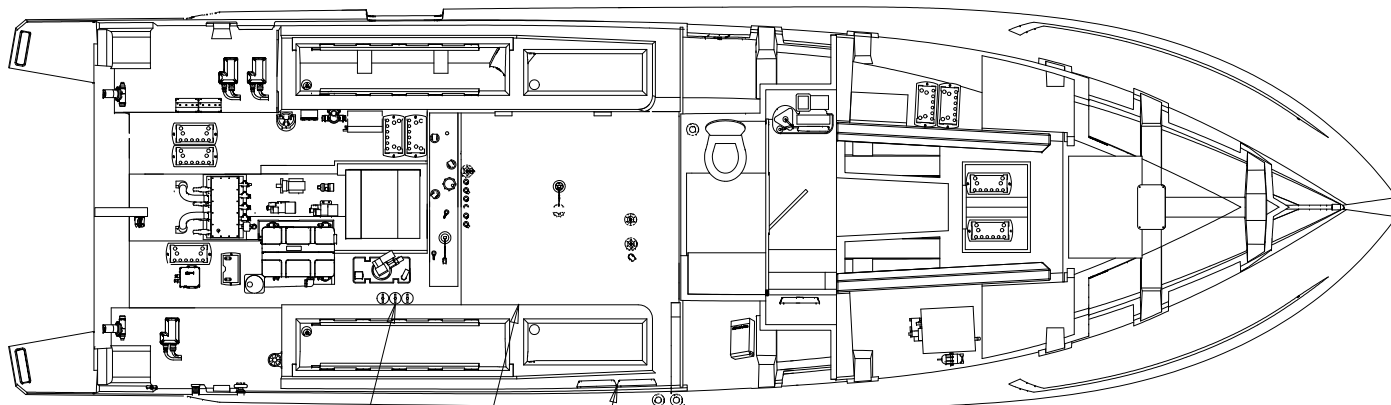
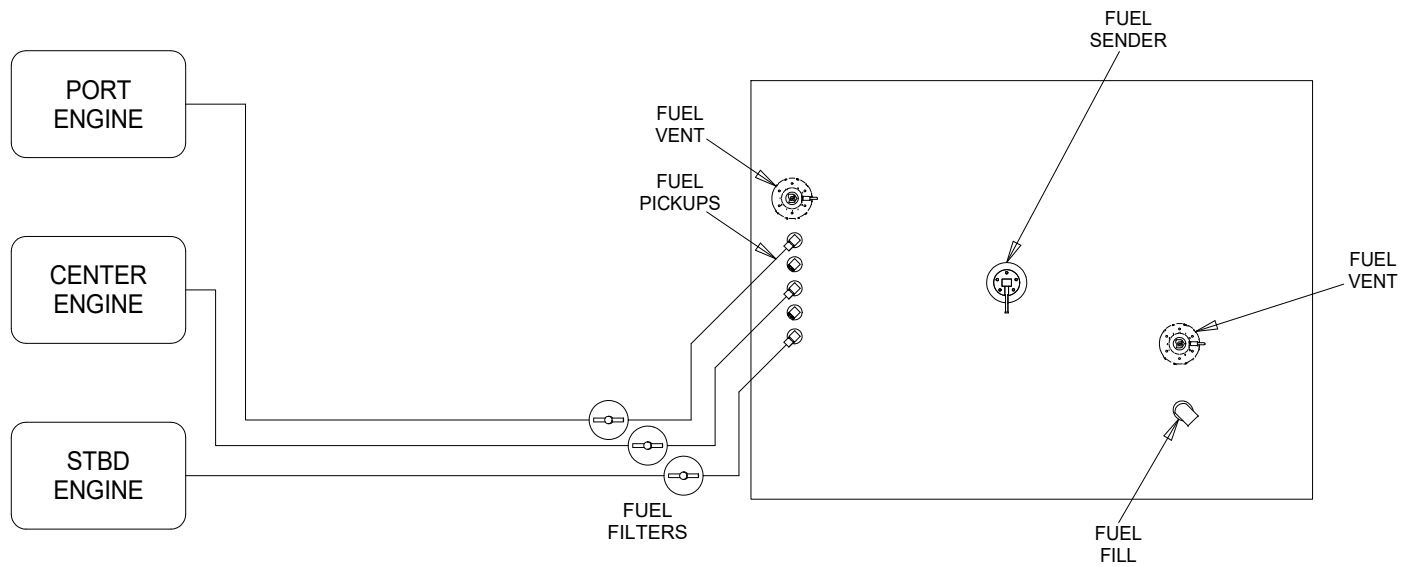


GENERATOR

DIESEL TANK

DIESEL FILL

TITLE:	DIESEL SYSTEM		THUNDERBIRD PRODUCTS
MOD.:	387CC	DR BY: CJS	P.O. BOX 1003
NO.:	122	DATE: 7/25/23	DECATUR IN., 46733
			(260) 724-9111

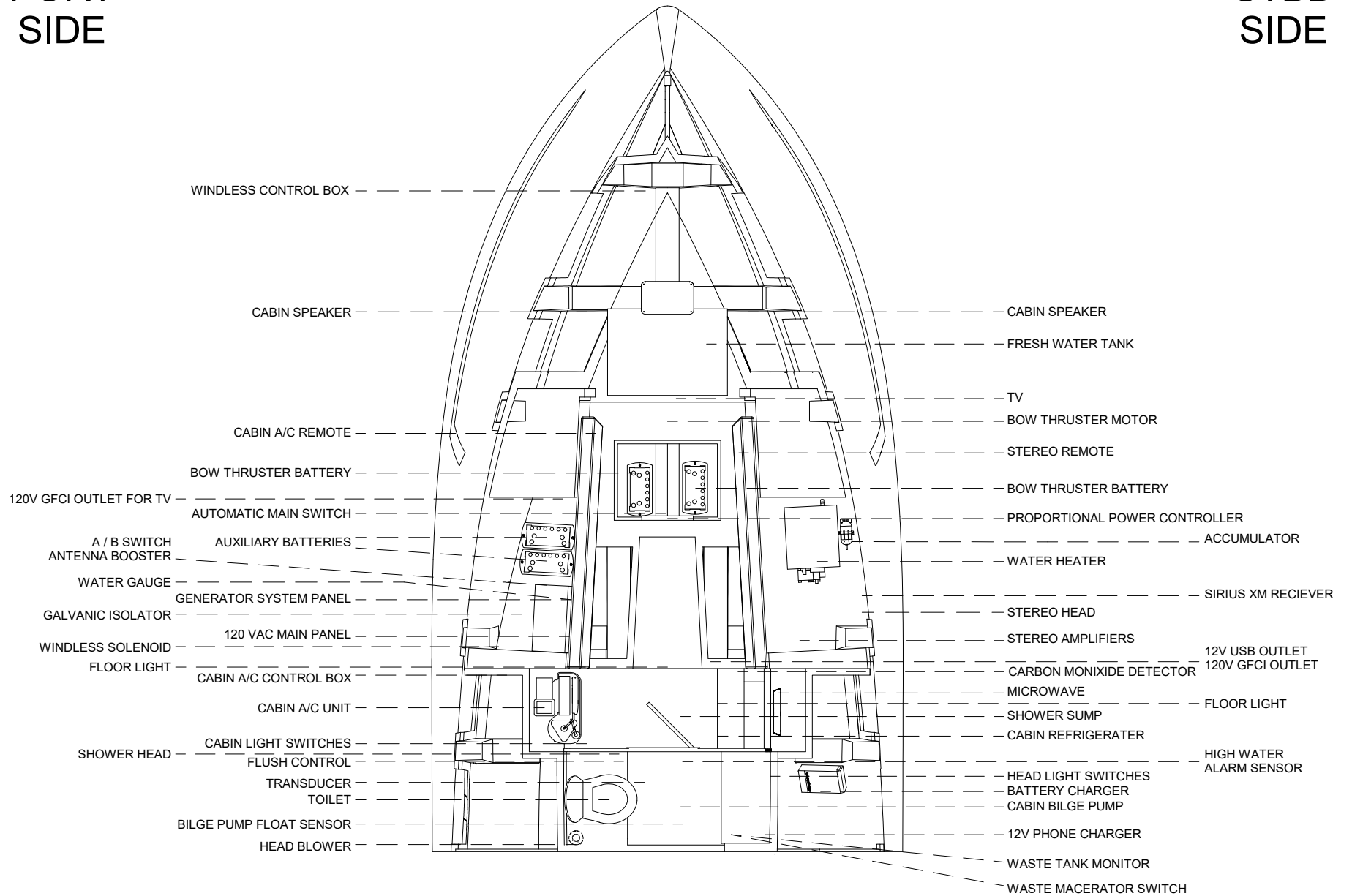


FUEL FILTERS FUEL TANK CARBON CANISTORS FUEL FILL

TITLE: GAS SYSTEM		THUNDERBIRD PRODUCTS
		P.O. BOX 1003
MOD.: 387CC	DR BY: CJS	DECATUR IN., 46733
NO.: 123	DATE: 7/25/23	(260) 724-9111

PORT SIDE

STBD SIDE

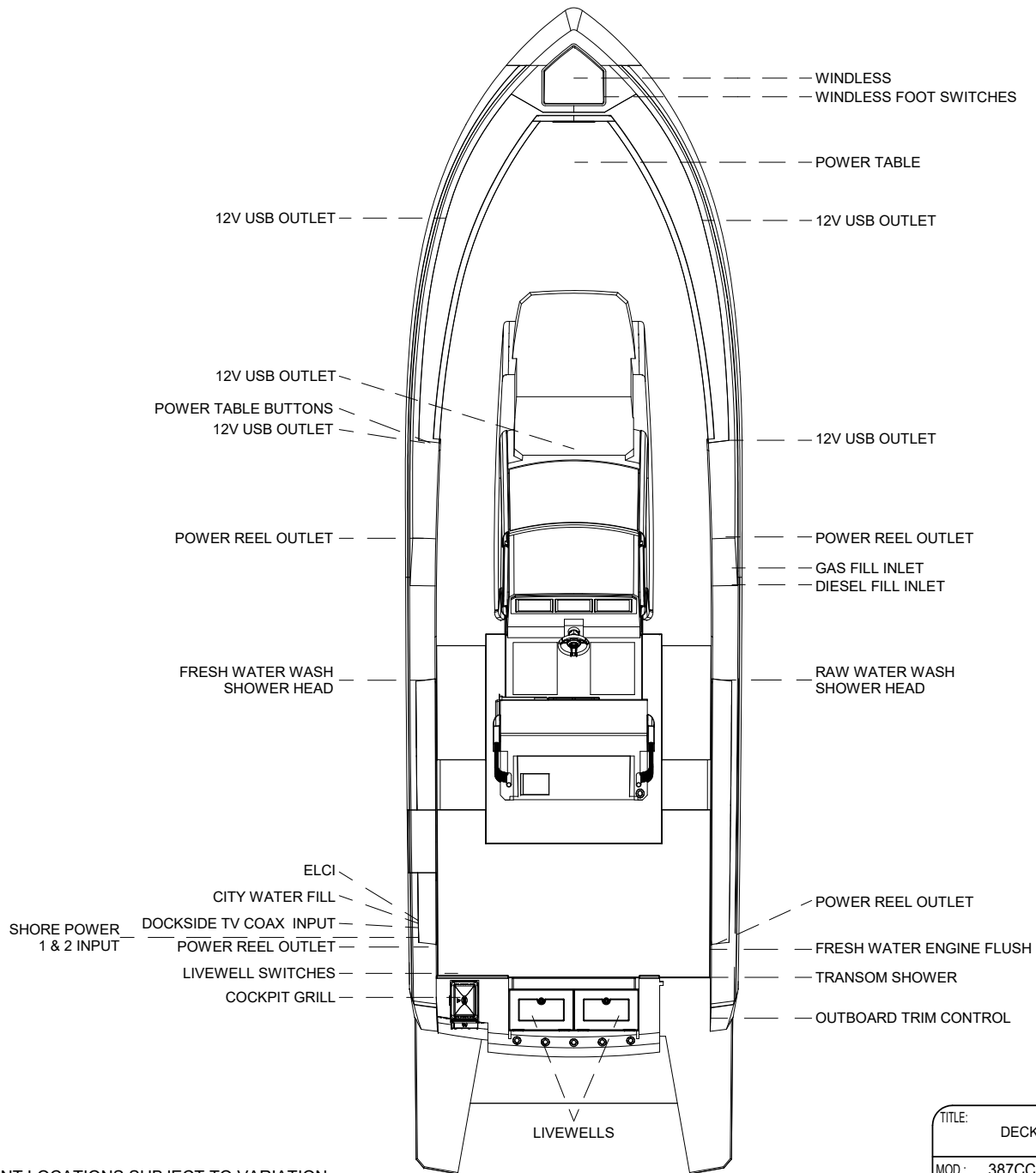


NOTE: EXACT COMPONENT LOCATIONS SUBJECT TO VARIATION
BETWEEN MODELS AND OPTIONS

TITLE: CABIN LAYOUT		THUNDERBIRD PRODUCTS	
		P.O. BOX 1003	
MOD.: 387CC	DR BY: JCD	DECATUR IN., 46733	
NO.: 124	DATE: 10/20/23	(260) 724-9111	

PORT SIDE

STBD SIDE

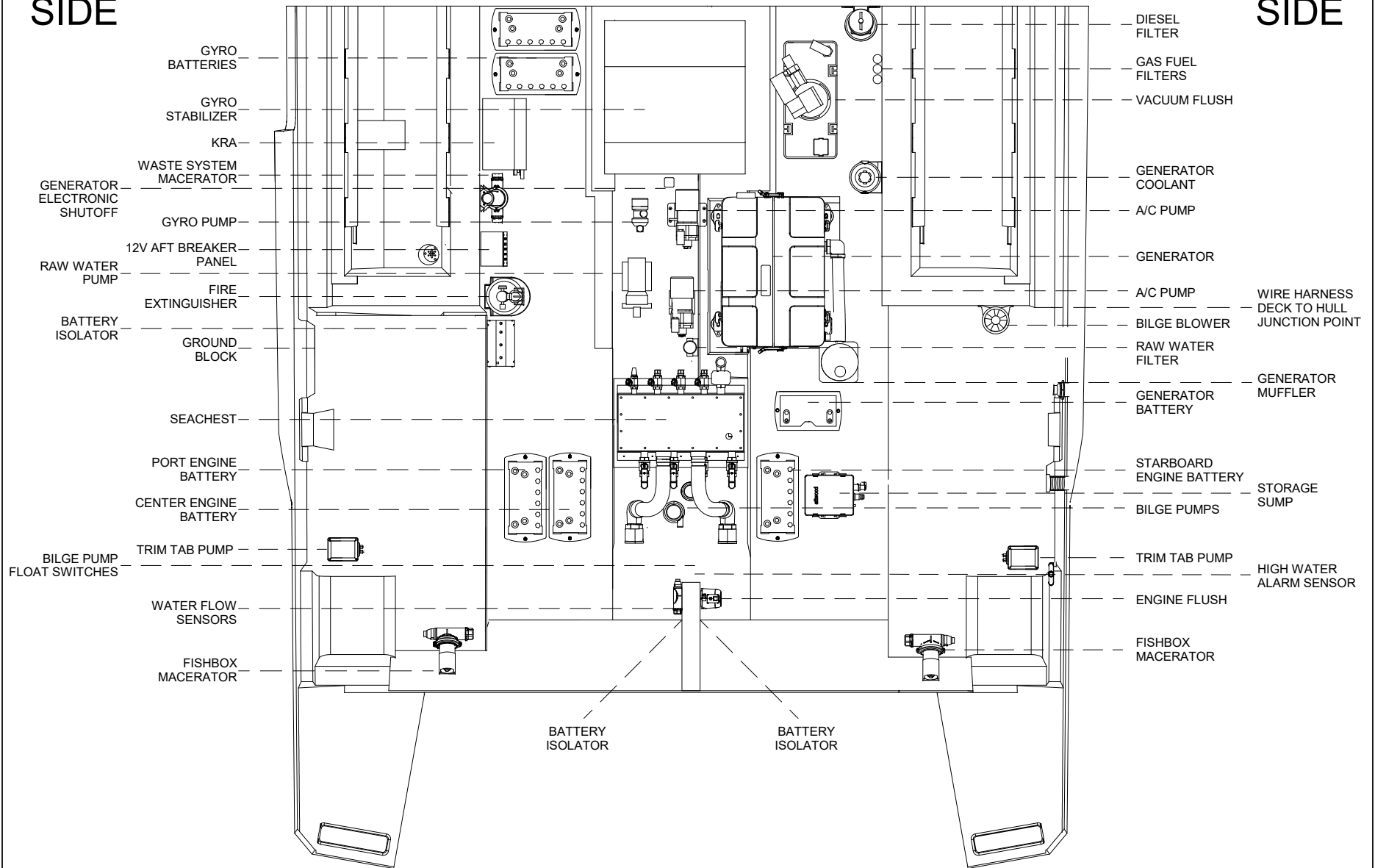


NOTE: EXACT COMPONENT LOCATIONS SUBJECT TO VARIATION
BETWEEN MODELS AND OPTIONS

TITLE: DECK LAYOUT		THUNDERBIRD PRODUCTS	
		P.O. BOX 1003	
MOD.: 387CC	DR BY: JCD	DECATUR IN., 46733	
NO.: 125	DATE: 10/20/23	(260) 724-9111	

PORT SIDE

STBD SIDE



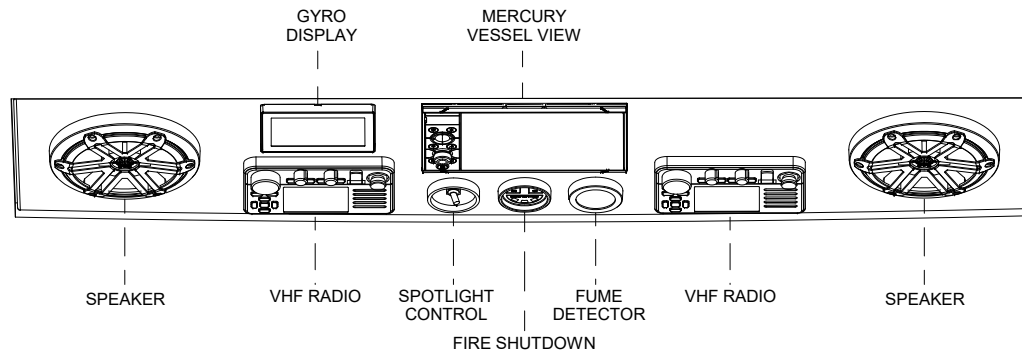
NOTE: EXACT COMPONENT LOCATIONS SUBJECT TO VARIATION BETWEEN MODELS AND OPTIONS

TITLE: EQUIPMENT ROOM LAYOUT		THUNDERBIRD PRODUCTS	
MOD.: 387CC		P.O. BOX 1003	
DR BY: JCD		DECATUR IN., 46733	
NO.: 126		DATE: 10/20/23	
		(260) 724-9111	

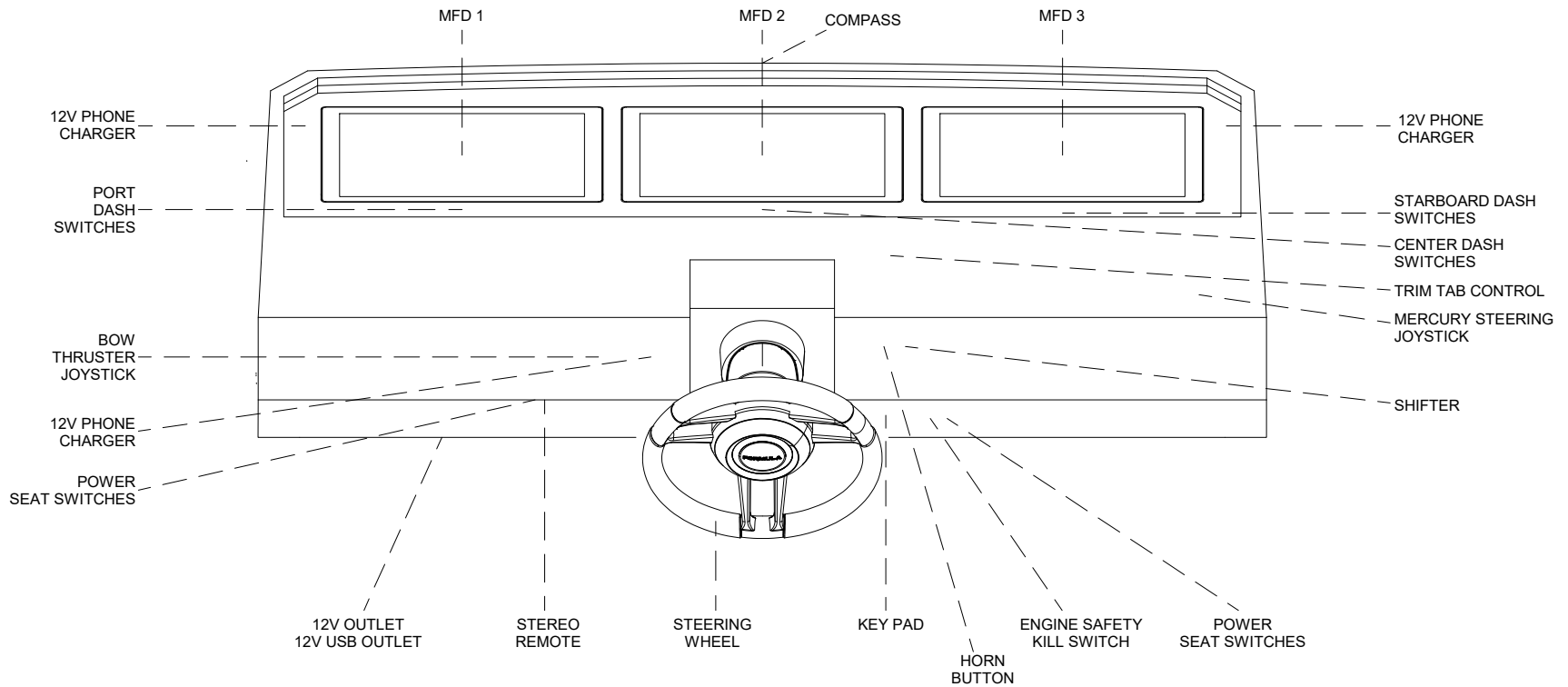
PORT
SIDE

UPPER CONSOLE

STBD
SIDE



DASH



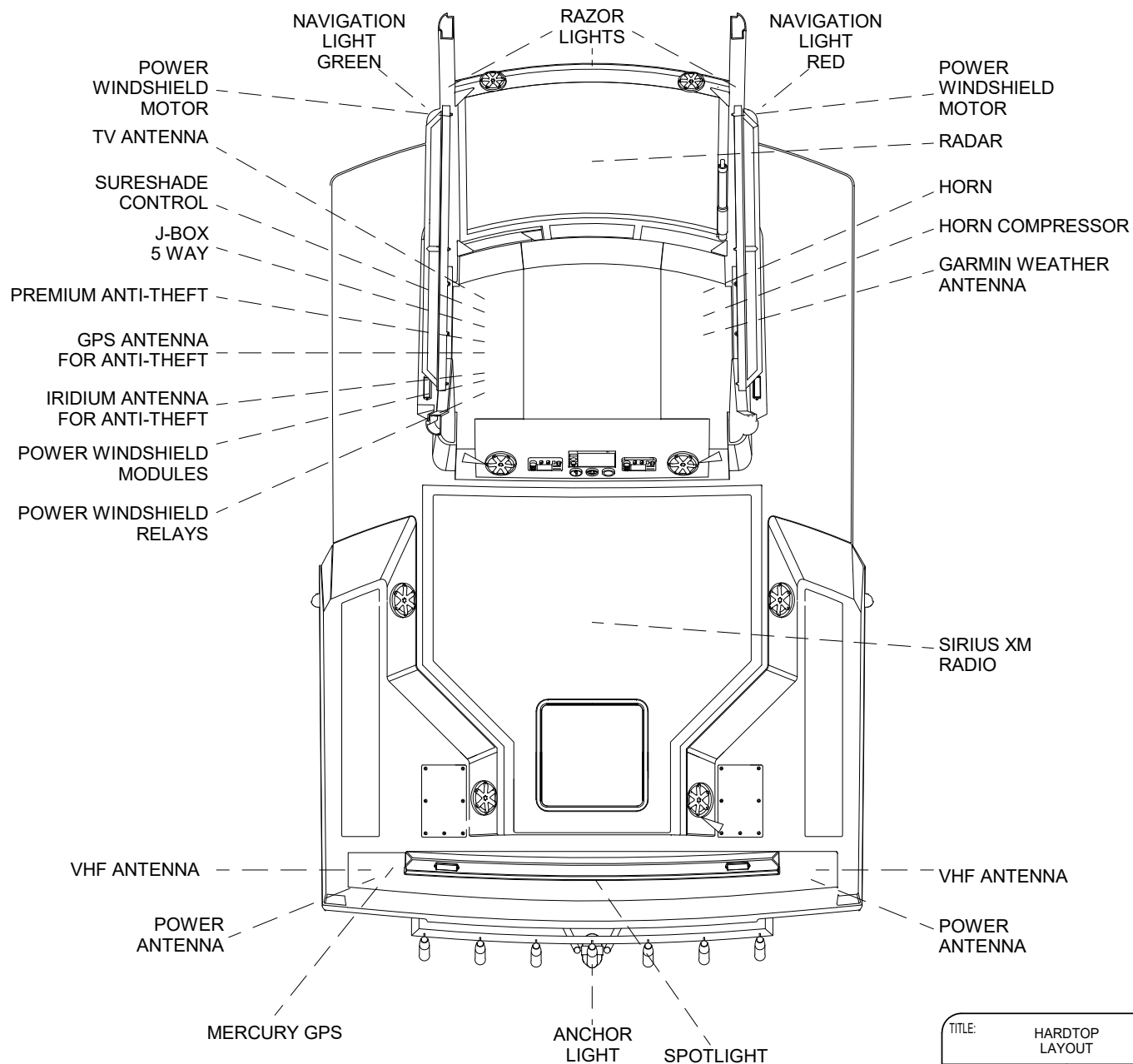
NOTE: EXACT COMPONENT LOCATIONS SUBJECT TO VARIATION
BETWEEN MODELS AND OPTIONS

TITLE: EXTERNAL DASH AND UPPER CONSOLE LAYOUT		THUNDERBIRD PRODUCTS
		P.O. BOX 1003
MOD.: 387CC	DR BY: JCD	DECATUR IN., 46733
NO.: 127	DATE: 10/20/23	(260) 724-9111

STBD
SIDE

UNDERSIDE
VIEW

PORT
SIDE



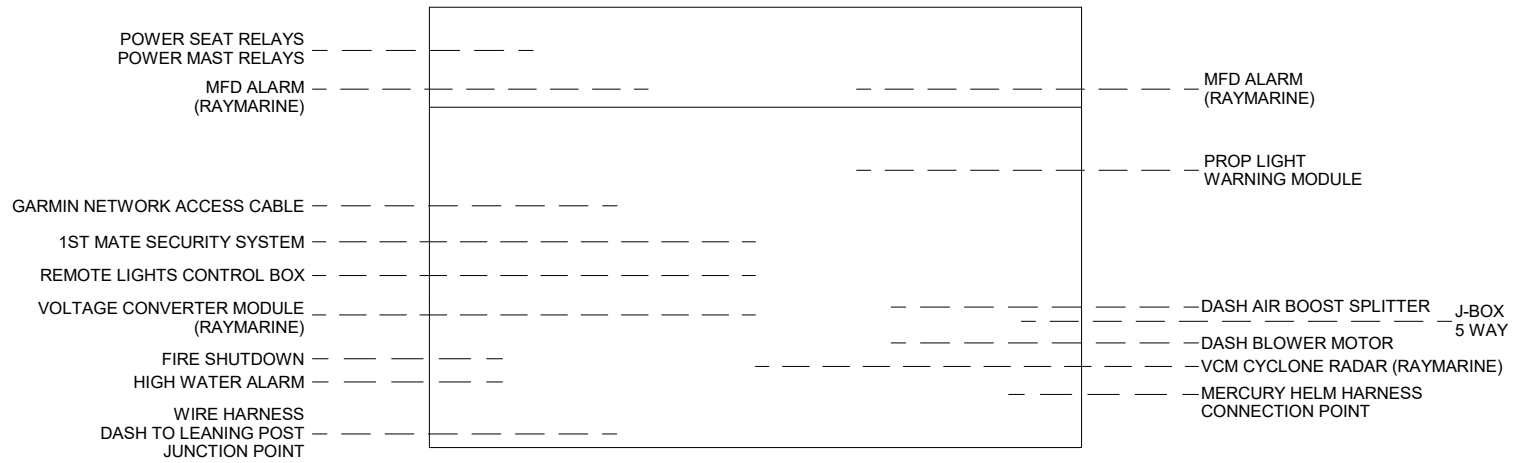
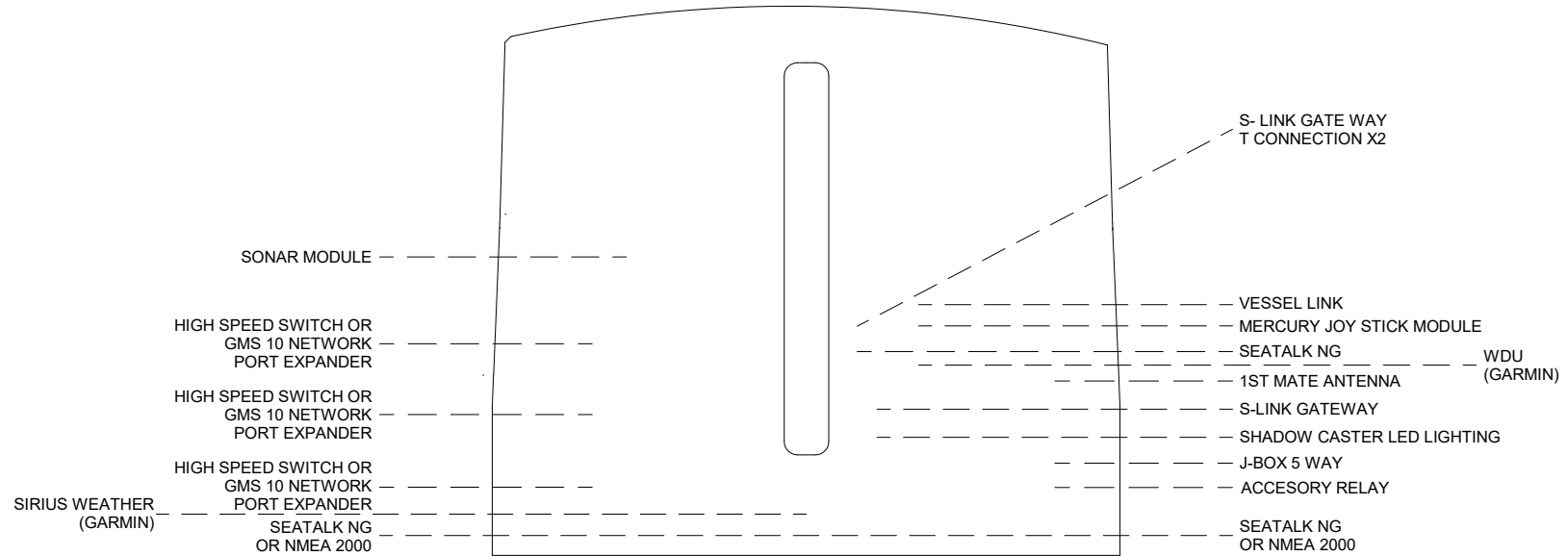
NOTE: EXACT COMPONENT LOCATIONS SUBJECT TO VARIATION
BETWEEN MODELS AND OPTIONS

TITLE:	HARDTOP LAYOUT	THUNDERBIRD PRODUCTS
MOD.:	387CC	P.O. BOX 1003
DR BY:	CJS	DECATUR IN., 46733
NO.:	128	DATE: 7/25/23
		(260) 724-9111

PORT
SIDE

STBD
SIDE

TOP VIEW



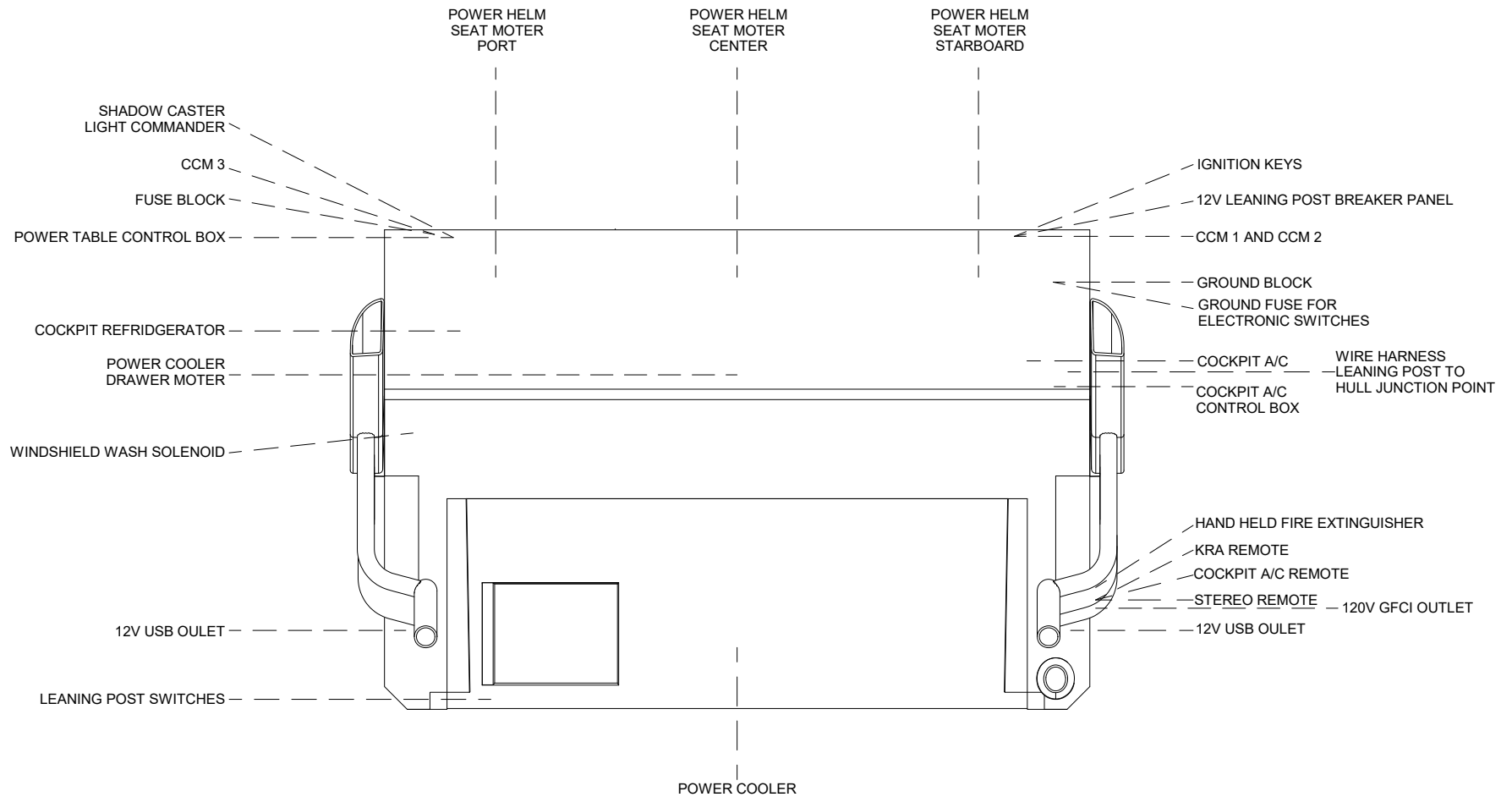
FRONT VIEW

NOTE: EXACT COMPONENT LOCATIONS SUBJECT TO VARIATION
BETWEEN MODELS AND OPTIONS

TITLE: INTERNAL DASH LAYOUT		THUNDERBIRD PRODUCTS
		P.O. BOX 1003
MOD.: 387CC	DR BY: JCD	DECATUR IN., 46733
NO.: 129	DATE: 10/20/23	(260) 724-9111

PORT SIDE

STBD SIDE



NOTE: EXACT COMPONENT LOCATIONS SUBJECT TO VARIATION
BETWEEN MODELS AND OPTIONS

TITLE: LEANING POST LAYOUT		THUNDERBIRD PRODUCTS
		P.O. BOX 1003
MOD.: 387CC	DR BY: JCD	DECATUR IN., 46733
NO.: 130	DATE: 10/20/23	(260) 724-9111